



Homer City Council Update

Lorne Carroll, PHN III

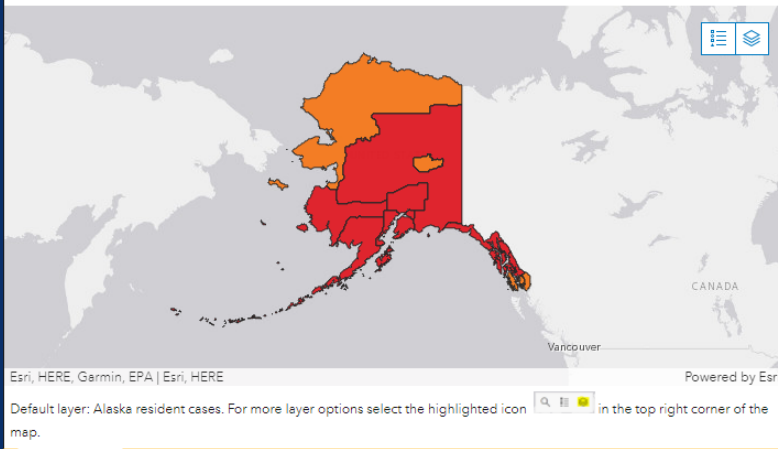
July 26, 2021



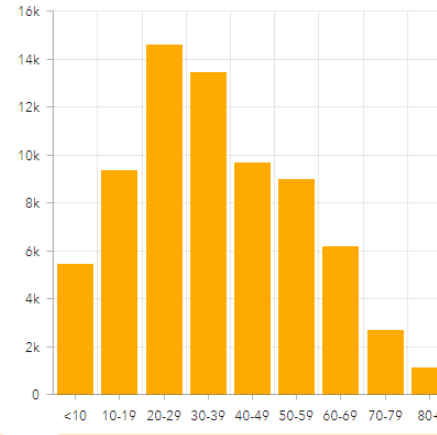
COVID-19 Dashboard

Last Updated July 26, 2021

Alert Levels (Map Layers Must be Changed Manually)



Statewide Resident Cases by Age Group



Total Cases
71,286

New Cases Yesterday
120

Updated (M/W/F) by Noon

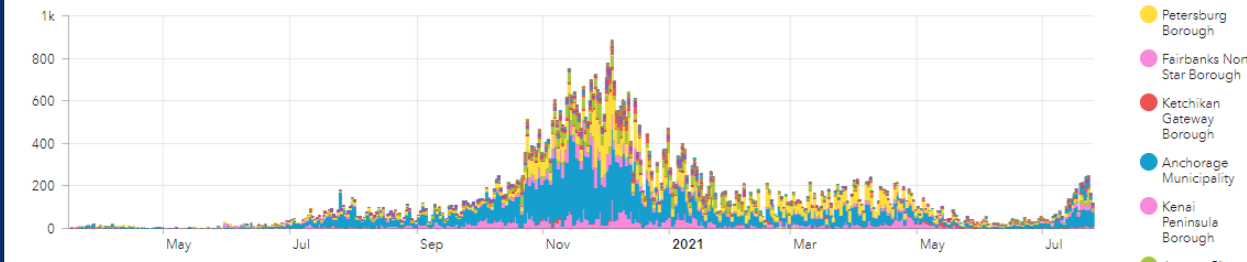
Hospitalizations
1,696

Cannot be filtered by date, does not reflect current stays

Total Deaths
377

Cannot be filtered by date

COVID-19 Cases by Report Date



Includes "confirmed" and "probable". Report date reflects the date case was submitted to DHSS, not the onset date of symptoms.

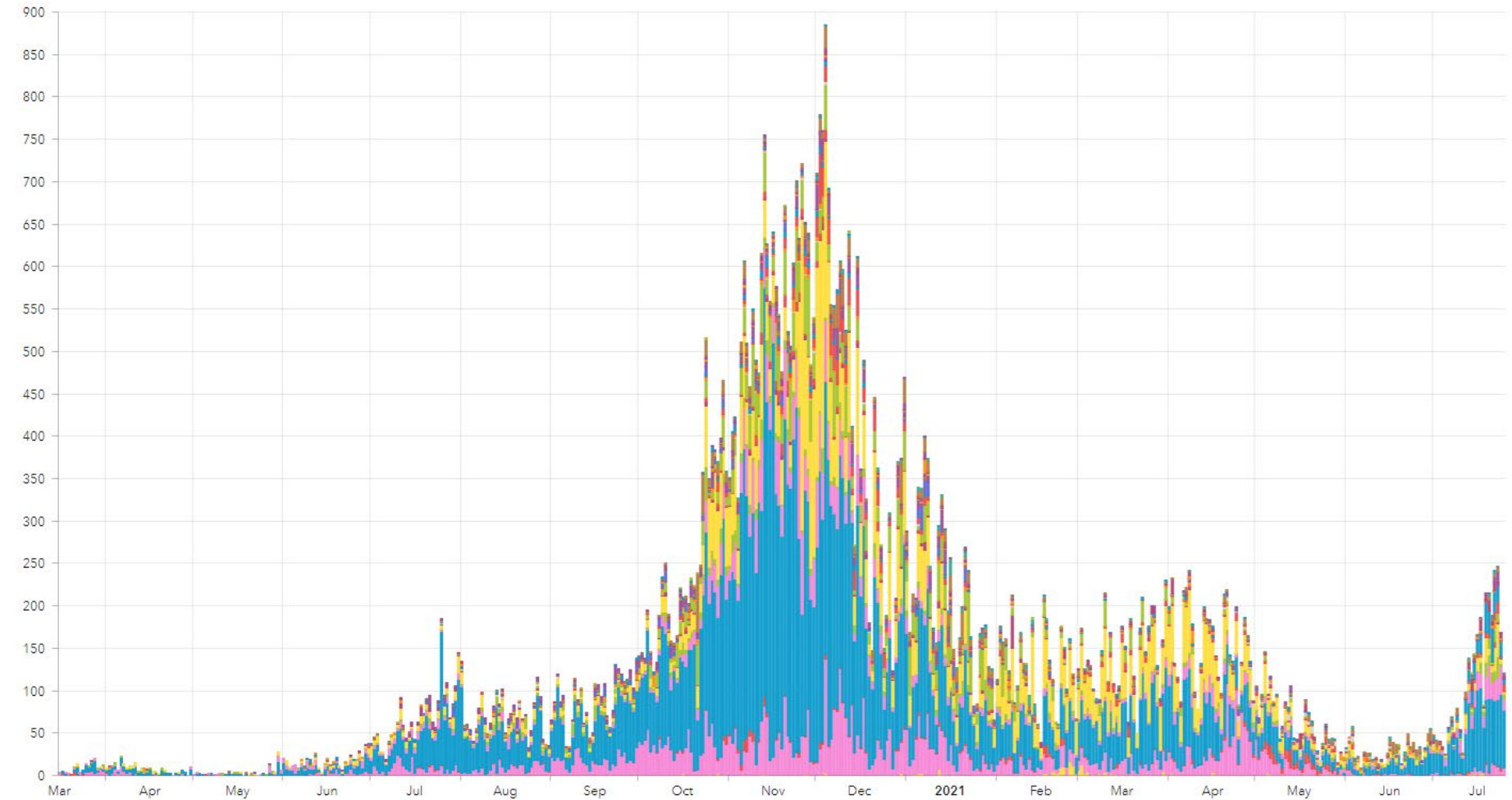
Report Date | Onset Date | Hospitalization Date | Deaths | Case Rate by Age

Additional publications and data regarding COVID vaccine breakthroughs, variants, and severe outcomes are available [here](#)

COVID-19 Dashboard

Last Updated July 26, 2021

COVID-19 Cases by Report Date



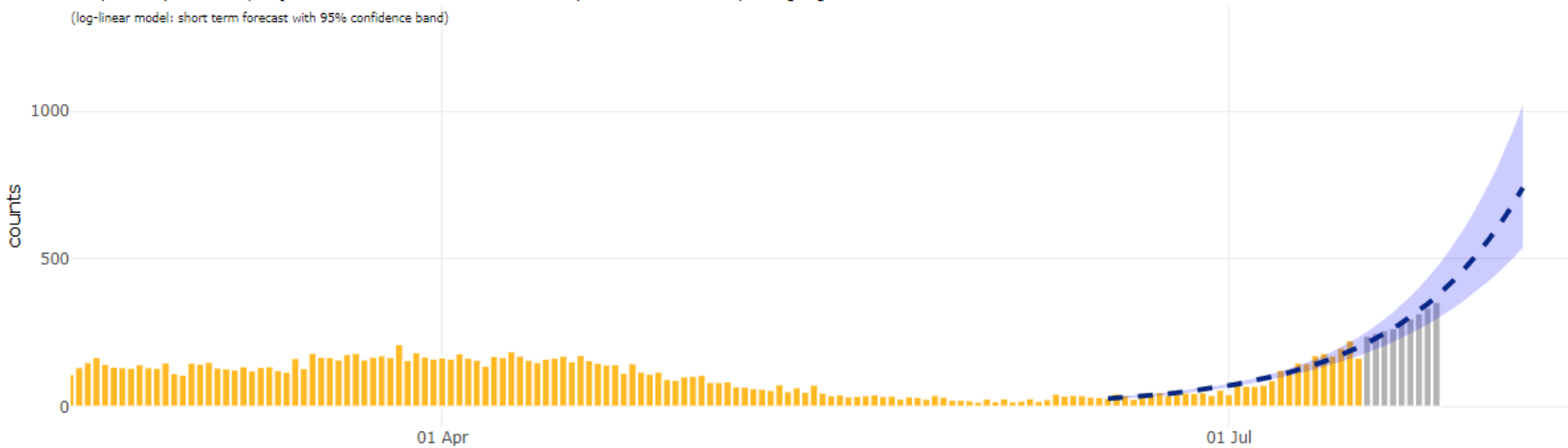
COVID-19 Dashboard

Last Updated July 26, 2021

Estimated Epidemic Curve, Statewide

Gray bars: preliminary adjusted counts estimated from incomplete data due to reporting lag

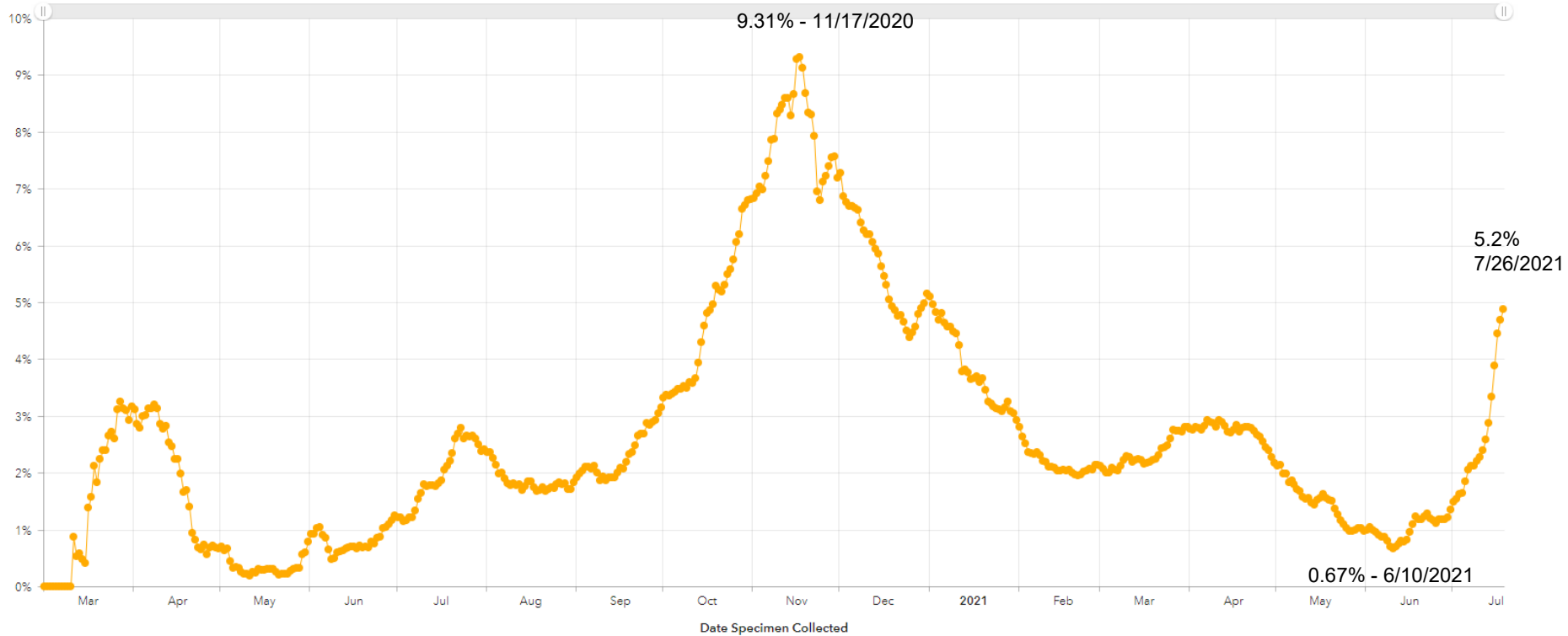
(log-linear model: short term forecast with 95% confidence band)



COVID-19 Statewide Testing

July 26, 2021 – 5.2% positivity

Statewide Percentage of Daily Tests with Positive Results
(Seven day rolling average)



Includes PCR and antigen tests, does not include antibody tests. Labs collected in the last few days may not be reported yet (see FAQ and turnaround times). All data are preliminary.

COVID-19 Variants – July 20, 2021

Variants of Concern/Interest

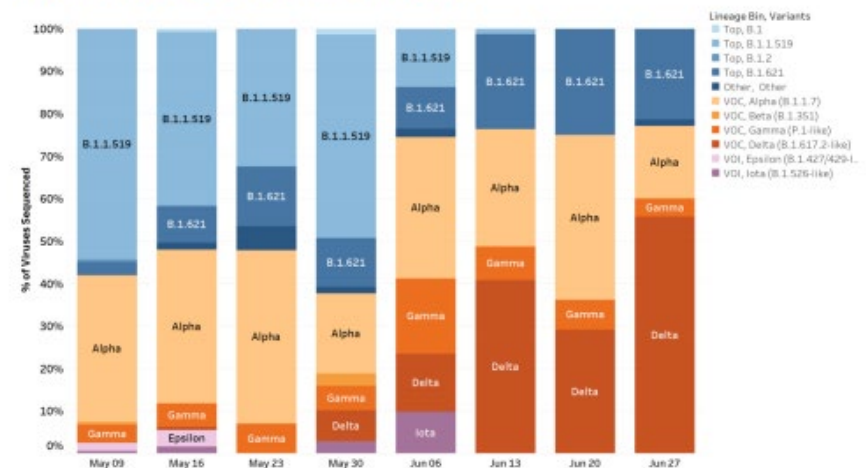
Name	Lineages	Cases Detected	Change from Previous Report*	First Identified in Alaska
VOC Alpha	B.1.1.7	411	+27	20 December 2020
VOC Beta	B.1.351	7	0	20 March 2021
VOC Gamma	P.1/P.1.1/P.1.2	70	+5	8 February 2021
VOC Delta	B.1.617.2-like	114	+56	30 May 2021
VOI Epsilon	B.1.427/429	139	+1	24 December 2020
VOI Eta	B.1.525	1	0	16 March 2021
VOI Iota	B.1.526	30	+1	4 February 2021
VOI Zeta	P.2	4	0	27 January 2021

*Detected variants are identified from sequencing a combination of retrospective and contemporary SARS-CoV-2 positive specimens. Therefore, changes to the previous report do not always reflect recent collections but add to the overall understanding of variant proportions

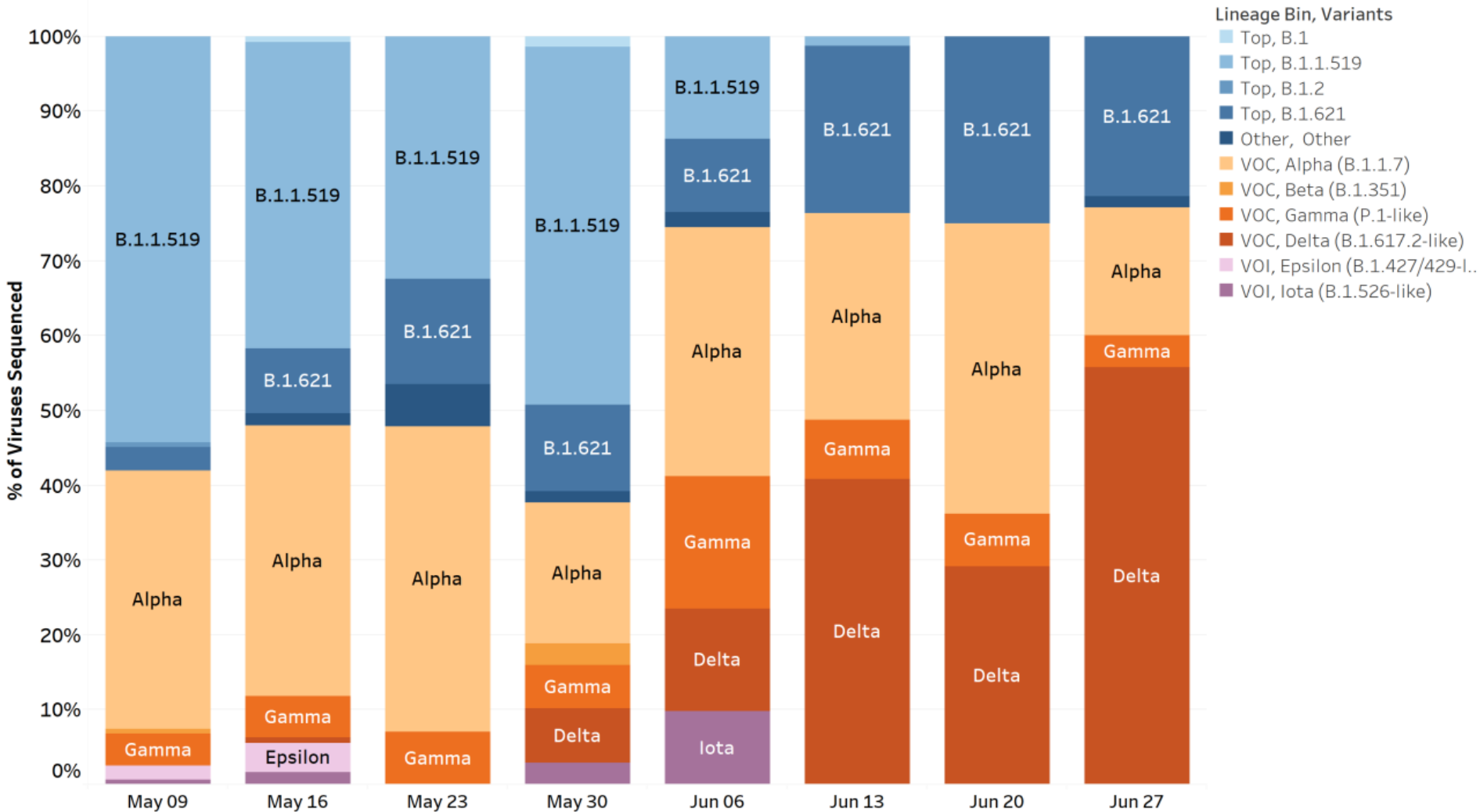
Alaska COVID Genomic Surveillance Situation Report 20 July 2021:

http://dhss.alaska.gov/dph/epi/id/siteassets/pages/HumanCoV/AKSeqCon_GenomicSituationReport.pdf

Recent Prevalence of Variants in Alaska



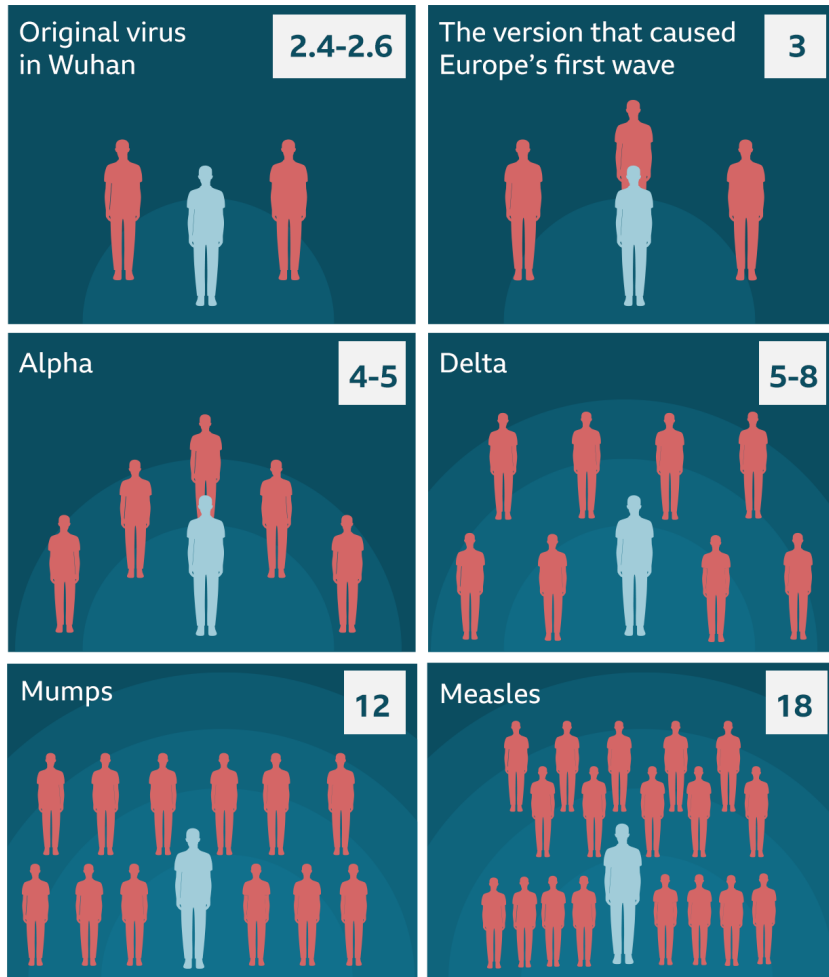
COVID-19 Variants – July 20, 2021



How Contagious is the Delta Variant?

How the R0 numbers of Covid-19 variants and other diseases compare

The more contagious, the higher the R0 number



With the original SARS-CoV-2 virus, one infection spread to about 2-3 other unprotected individuals on average. With the delta variant, each infected person typically infects 5-8 unprotected individuals.

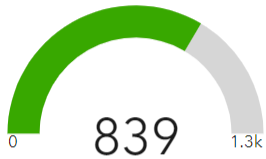
R0, pronounced "R naught," is a mathematical term that indicates how contagious an infectious disease is. It's also referred to as the reproduction number.

COVID-19 Dashboard

Last Updated July 26, 2021

Number of inpatient beds occupied and available including COVID and non-COVID patients. "Adult" gauges include adult numbers only. "Total" gauges include neonatal beds. A red gauge indicates bed occupancy is over 75%.

Adult Non-ICU Beds



Occupied

Adult Non-ICU Beds

411

Available

Adult

Total

Adult ICU Beds



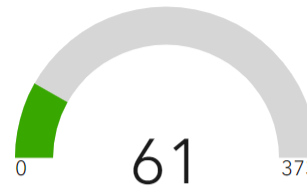
Occupied

Adult ICU Beds

42

Available

Ventilator Capacity (All Ages)



Number of ventilators occupied out of total capacity, includes COVID and Non-Covid patients. Ventilator Capacity over 75% shown as red.

Currently on Vent - Statewide

373

COVID - Positive and Suspected

Currently on Vent - Statewide

15

COVID - Positive and Suspected

Currently Hospitalized

96

COVID - Positive

Currently Hospitalized

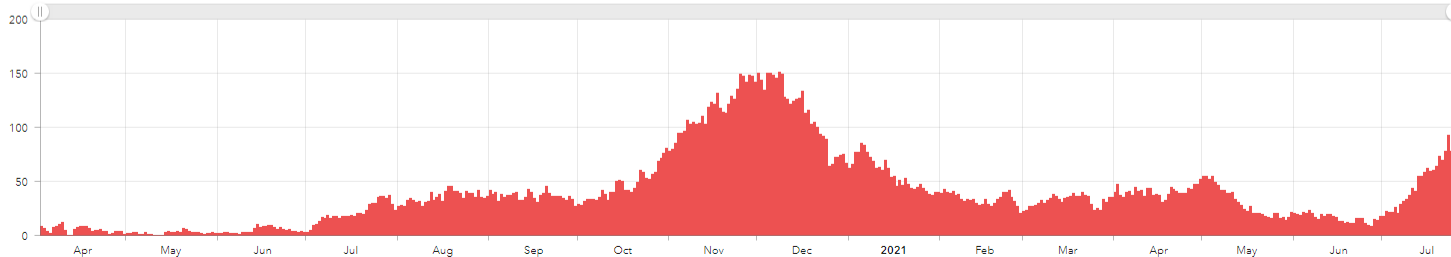
1

COVID - Suspected

8.7%

Hospitalized with COVID

Total Confirmed COVID Beds Occupied




Confirmed COVID Beds

PUI COVID Beds

To view the Hospital Data Dashboard FAQs click [here](#)

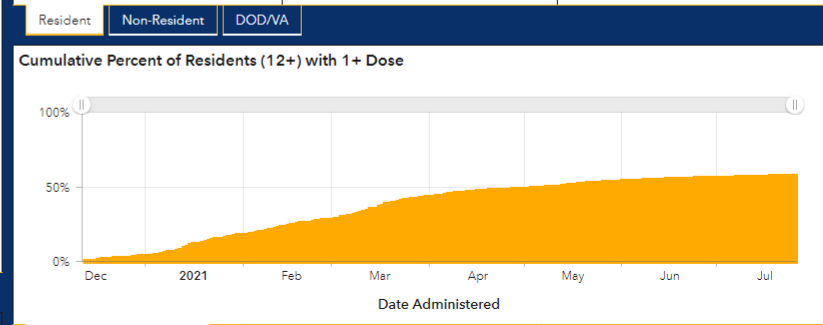
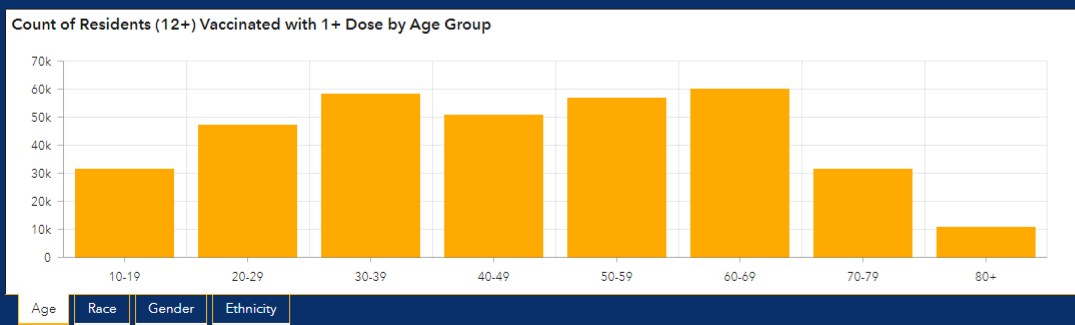
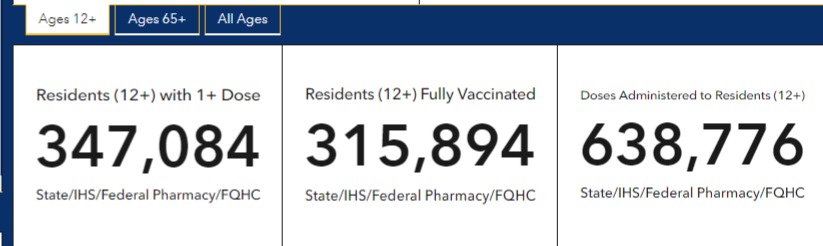
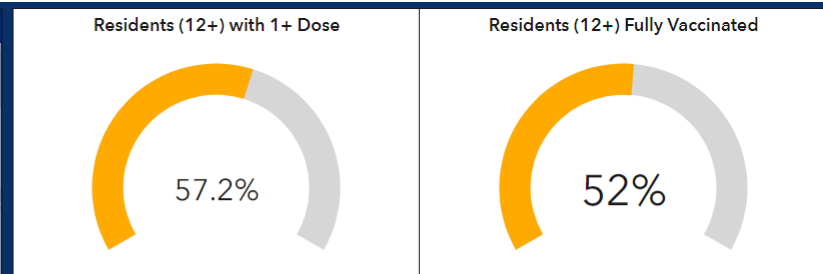
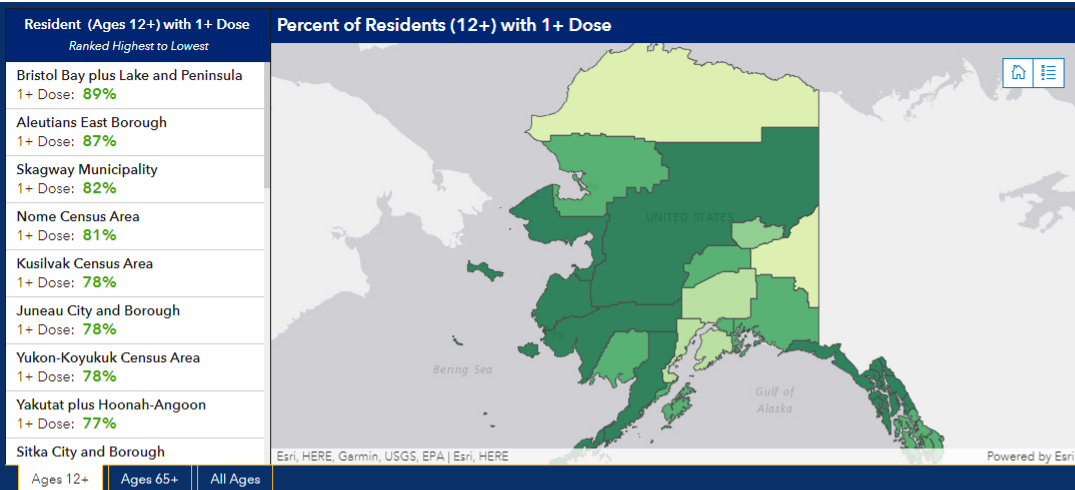
COVID-19 Dashboard

Last Updated July 26, 2021

 Hospital Status Dashboard Southcentral/Interior	Adult ICU	Adult Non-ICU Inpatient	Psych	Emergency Department
Alaska Native Medical Center Call ANMIC to verify bed availability before using an alternative transfer location. Do not rely on this dashboard alone. Last Update: 7/26/2021, 2:59 PM Hospital Services Phone Notes	Closed	Near Capacity	Closed ED Psych divert	Closed ED Recovery, Adult Med
Alaska Regional Hospital Last Update: 7/26/2021, 2:59 PM Hospital Services Phone Notes	Closed	Near Capacity	Closed ED Psych divert	Open
Providence Alaska Medical Center Last Update: 7/26/2021, 3:01 PM Hospital Services Phone Notes	Near Capacity	Near Capacity	Open	Closed ED Recovery
Joint Base Elmendorf-Richardson Hospital Last Update: 7/26/2021, 3:22 PM Hospital Services Phone Notes	Open	Open	Open	Open
Central Peninsula Hospital Last Update: 7/26/2021, 3:08 PM Hospital Services Phone Notes	Near Capacity	Near Capacity	N/A	N/A
Fairbanks Memorial Hospital Last Update: 7/26/2021, 3:11 PM Hospital Services Phone Notes	Open	Open	Open	N/A
Mat-Su Regional Medical Center Last Update: 7/26/2021, 3:13 PM Hospital Services Phone Notes	Open	Open	Open	N/A

COVID-19 Vaccine Coverage

Last Updated July 26, 2021



For more information on the vaccine dashboard please read the Vaccine Data FAQ here

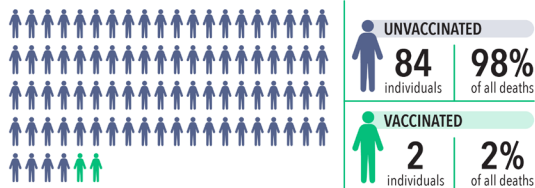
Cumulative Doses by Date | Administered Doses by Manufacturer and by Date

Vaccination against COVID-19 remains the best strategy

COVID-19 in Alaska

Hospitalizations and Deaths from COVID | Jan 1 - July 17, 2021

Deaths from COVID



86 TOTAL

Hospitalizations from COVID



562 TOTAL

With high rates of community transmission of COVID-19 and the highly contagious delta variant becoming more prevalent in Alaska and nationwide, infection can spread rapidly to unvaccinated people and will also affect some vaccinated Alaskans.

COVID-19 vaccines are key to controlling the virus

- Highly effective against severe COVID-related illness and death (including the delta variant)
- Infections in vaccinated people tend to milder and do not result in hospitalization or death
- Benefits of vaccination far outweigh risks for most people
- Protect you, your family and community
- Find an appointment near you at covidvax.alaska.gov or vaccines.gov.

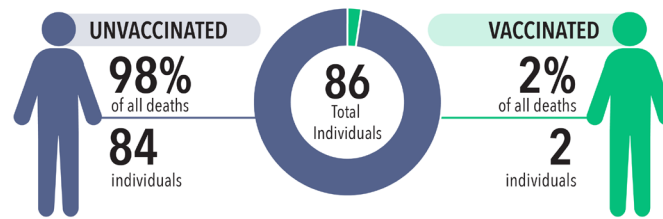
Vaccinated individuals were fully vaccinated (series complete + two weeks).
Deaths due to COVID; some individuals also had underlying health conditions.

Vaccination against COVID-19 remains the best strategy

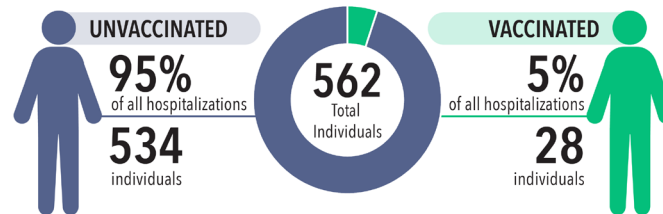
COVID-19 in Alaska

Hospitalizations and Deaths from COVID | Jan 1 - July 17, 2021

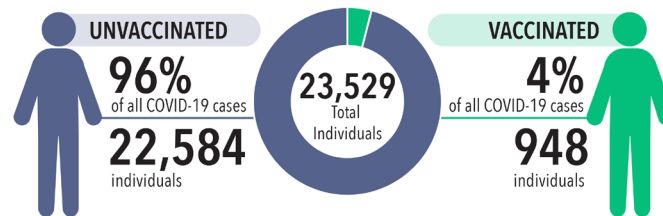
Deaths from COVID



Hospitalizations from COVID



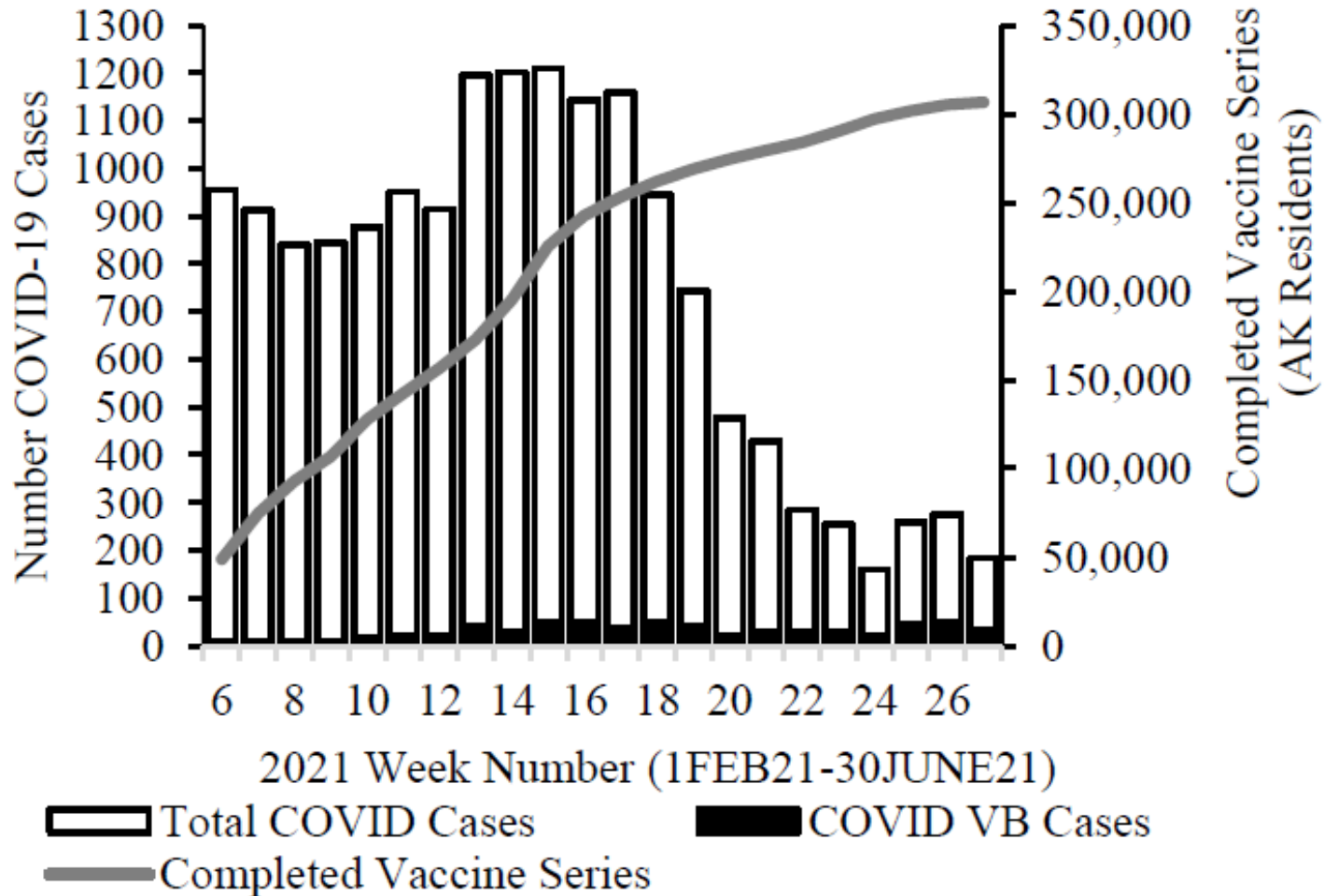
COVID-19 Cases



Vaccinated individuals were fully vaccinated (series complete + two weeks).
Deaths due to COVID; some individuals also had underlying health conditions.

Alaska Summary of Vaccine Breakthrough Cases February 1, 2021 through June 30, 2021

Figure. Vaccine Breakthrough COVID-19 Cases, by Week, and Cumulative Completed COVID-19 Vaccine Series



COVID-19 Business Resources

Call the Public Health Nurse 235-8857
or lorne.carroll@alaska.gov

- Toolkit for Businesses & Workplaces:
<https://www.cdc.gov/coronavirus/2019-ncov/communication/toolkits/business-workplaces.html>
- Guidance for Businesses and Employers Responding to COVID-19:
<https://www.cdc.gov/coronavirus/2019-ncov/community/guidance-business-response.html>
- Coronavirus Tax Relief for Businesses and Tax-Exempt Entities:
<https://www.irs.gov/coronavirus/coronavirus-tax-relief-for-businesses-and-tax-exempt-entities>