

Session Name
Townhall 9-23-2015 6-56 PM

Date Created
9/23/2015 3pm

Active Participants
55

Total Participants
55

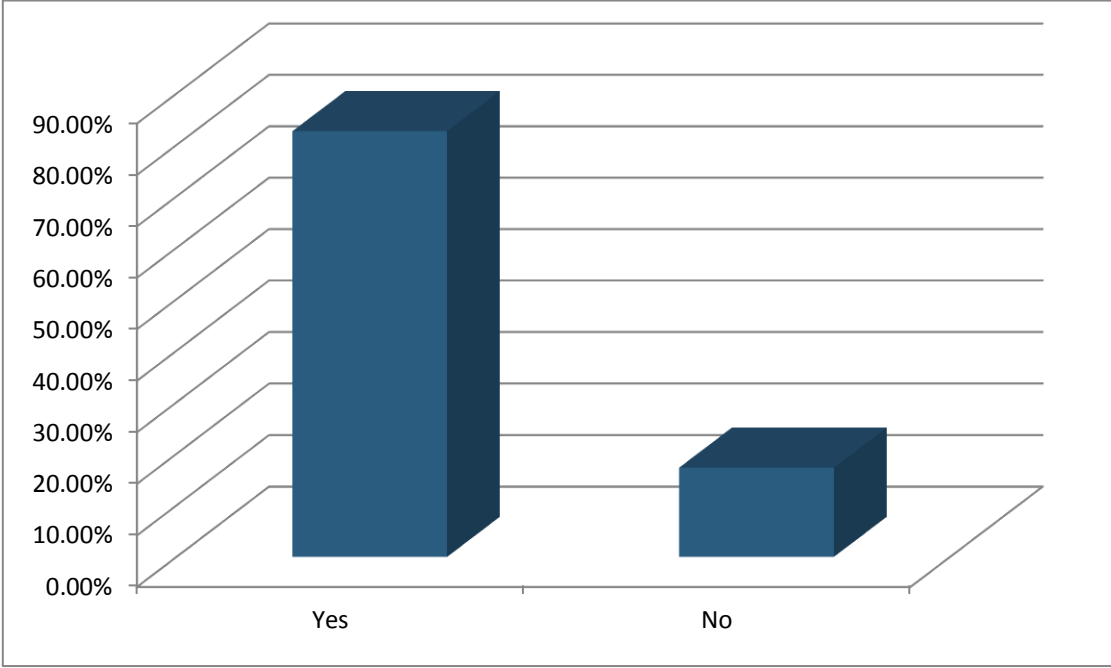
Average Score
0.00%

Questions
6

Results by Question

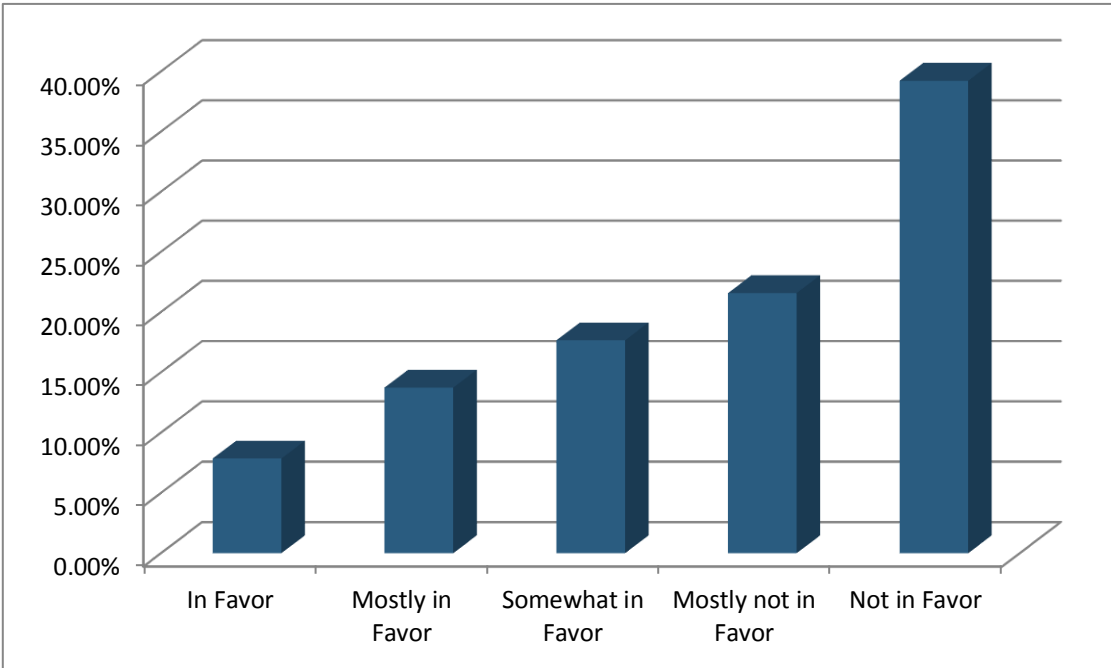
1. Are You a City Resident (Multiple Choice)

Responses		
	Percent	Count
Yes	82.69%	43
No	17.31%	9
Totals	100%	52



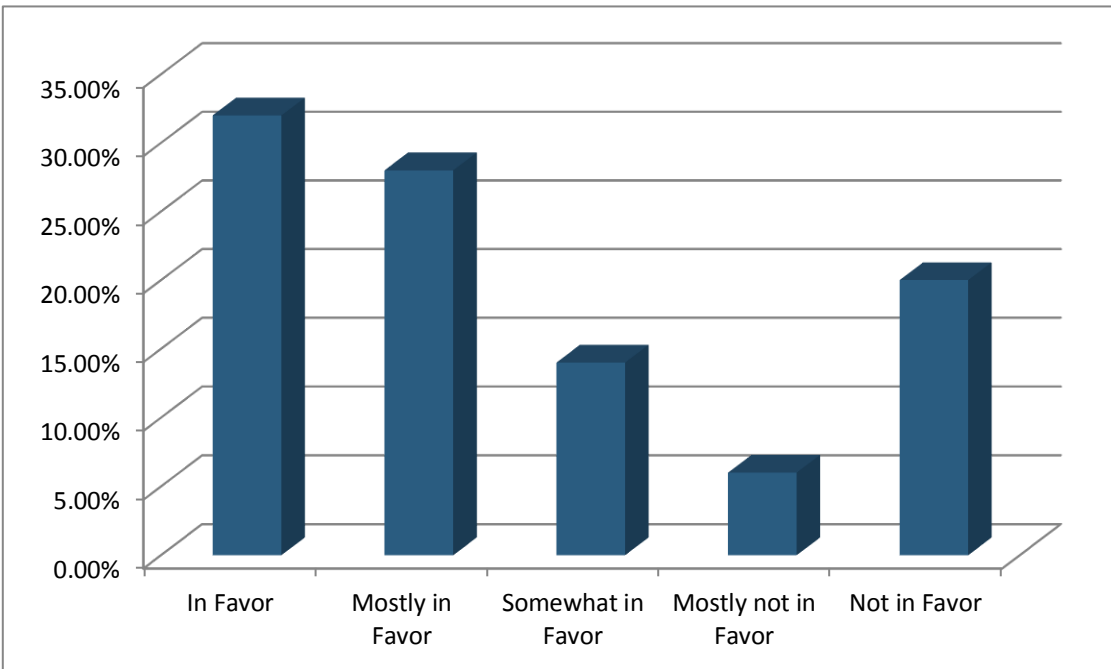
2. Raise Property Tax 1 Mill (Multiple Choice)

Responses		
	Percent	Count
In Favor	7.84%	4
Mostly in Favor	13.73%	7
Somewhat in Favor	17.65%	9
Mostly not in Favor	21.57%	11
Not in Favor	39.22%	20
Totals	100%	51



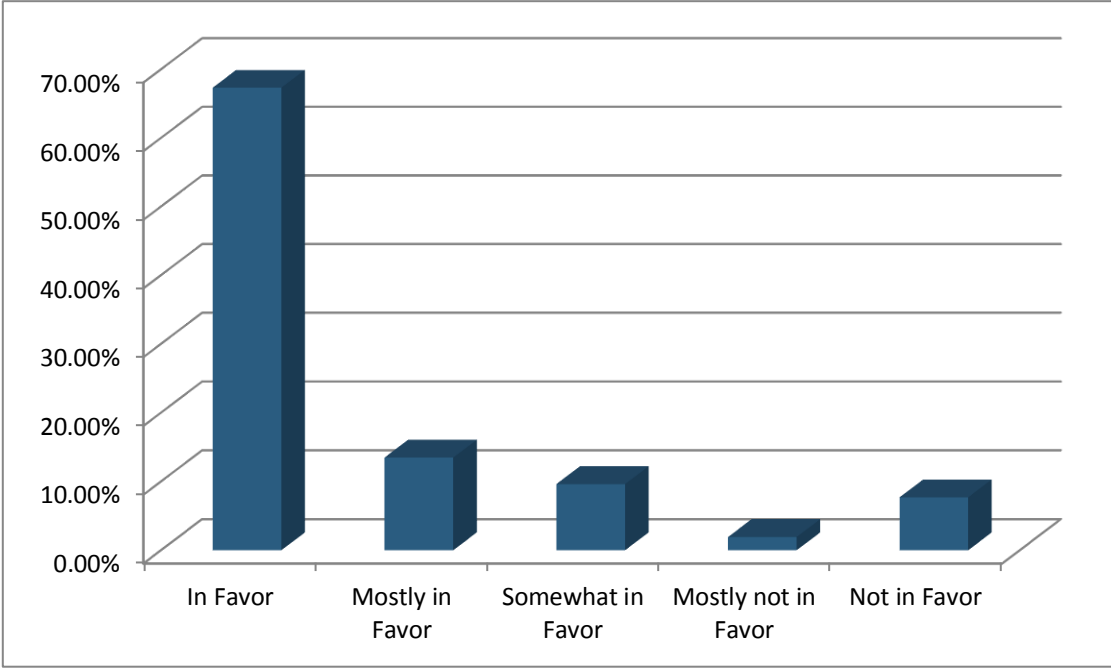
3. Raise Sales Tax 0.5% (Multiple Choice)

Responses		
	Percent	Count
In Favor	32.00%	16
Mostly in Favor	28.00%	14
Somewhat in Favor	14.00%	7
Mostly not in Favor	6.00%	3
Not in Favor	20.00%	10
Totals	100%	50



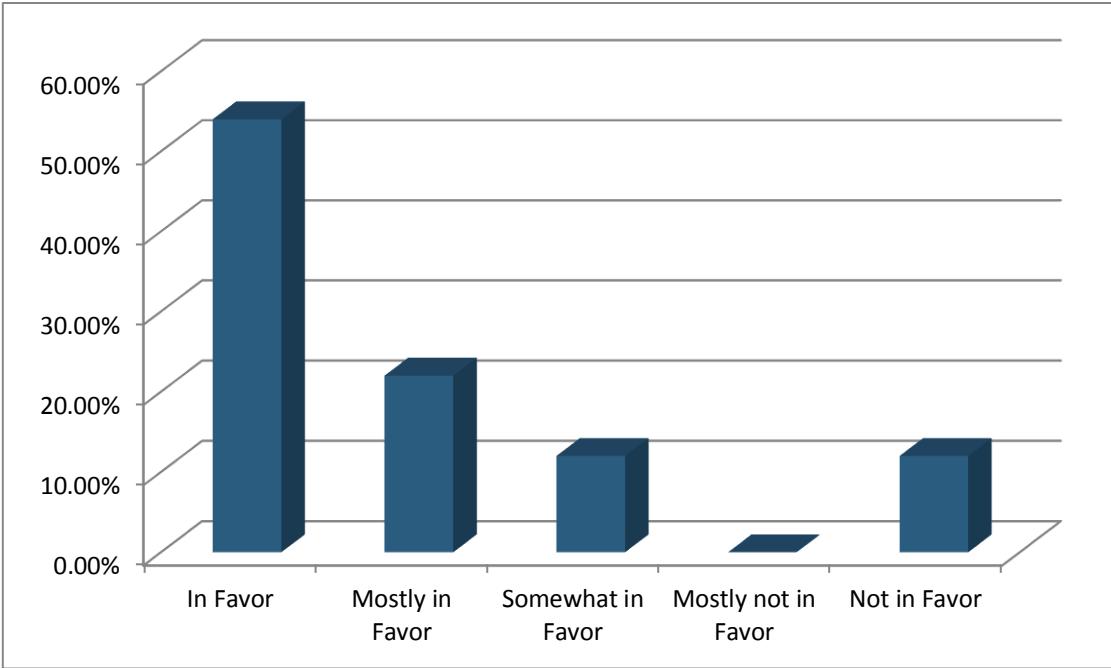
4. Seasonal Sales Tax (Multiple Choice)

	Responses	
	Percent	Count
In Favor	67.31%	35
Mostly in Favor	13.46%	7
Somewhat in Favor	9.62%	5
Mostly not in Favor	1.92%	1
Not in Favor	7.69%	4
Totals	100%	52



5. Suspend and Redirect HART (Multiple Choice)

	Responses	
	Percent	Count
In Favor	54.00%	27
Mostly in Favor	22.00%	11
Somewhat in Favor	12.00%	6
Mostly not in Favor	0.00%	0
Not in Favor	12.00%	6
Totals	100%	50



6. No New Revenue (Multiple Choice)

	Responses	
	Percent	Count
In Favor	12.00%	6
Mostly in Favor	6.00%	3
Somewhat in Favor	10.00%	5
Mostly not in Favor	10.00%	5
Not in Favor	62.00%	31
Totals	100%	50

