


Attachment A

The following must be included or used in the design or construction process.

Preferred Sign shape(s) are shown below. You may choose one shape for your design for the smaller signs:

Shape 1


height



wide

Shape 2

height




These shapes have been selected and will be used as a standard for all city parks, beaches, trails and recreational areas in the future except those designated as unique. Smaller parks trails and recreational areas signage will be no larger than three (3) feet in width by two (2) feet in height. And will be similar to those shown in proposals submitted by Handpainted by Dan Coe

Those parks designated as unique would have a sign that is four (4) feet in height by five (5) feet in width and should reflect the usage, exceptional vista, or unique aspect/history of the park. These will be based on design similar to those submitted by Lost Things Designs.

Attachment B

Below are samples of a Marine Color Palette. As with nature this can vary by tonality and is up to the discretion of the designer/artist/painter. All sign colors must follow this palette.

Color Palette: Marine/Sea



Design Must Include approved City Logo



Design must include the following language within the sign design or can be located on the back of the sign. Signs will contain the name of the park, beach, trail or recreational area.

"Public Art Dollars at Work"