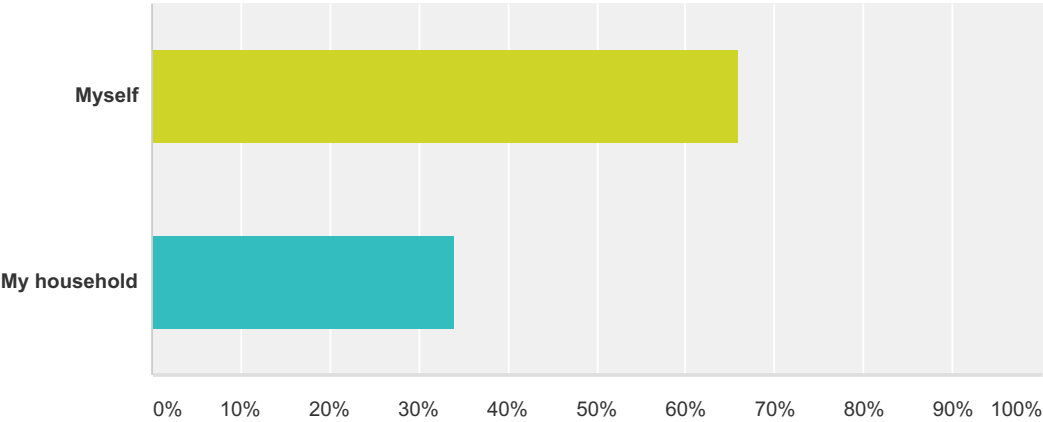


Q1 I am responding for:

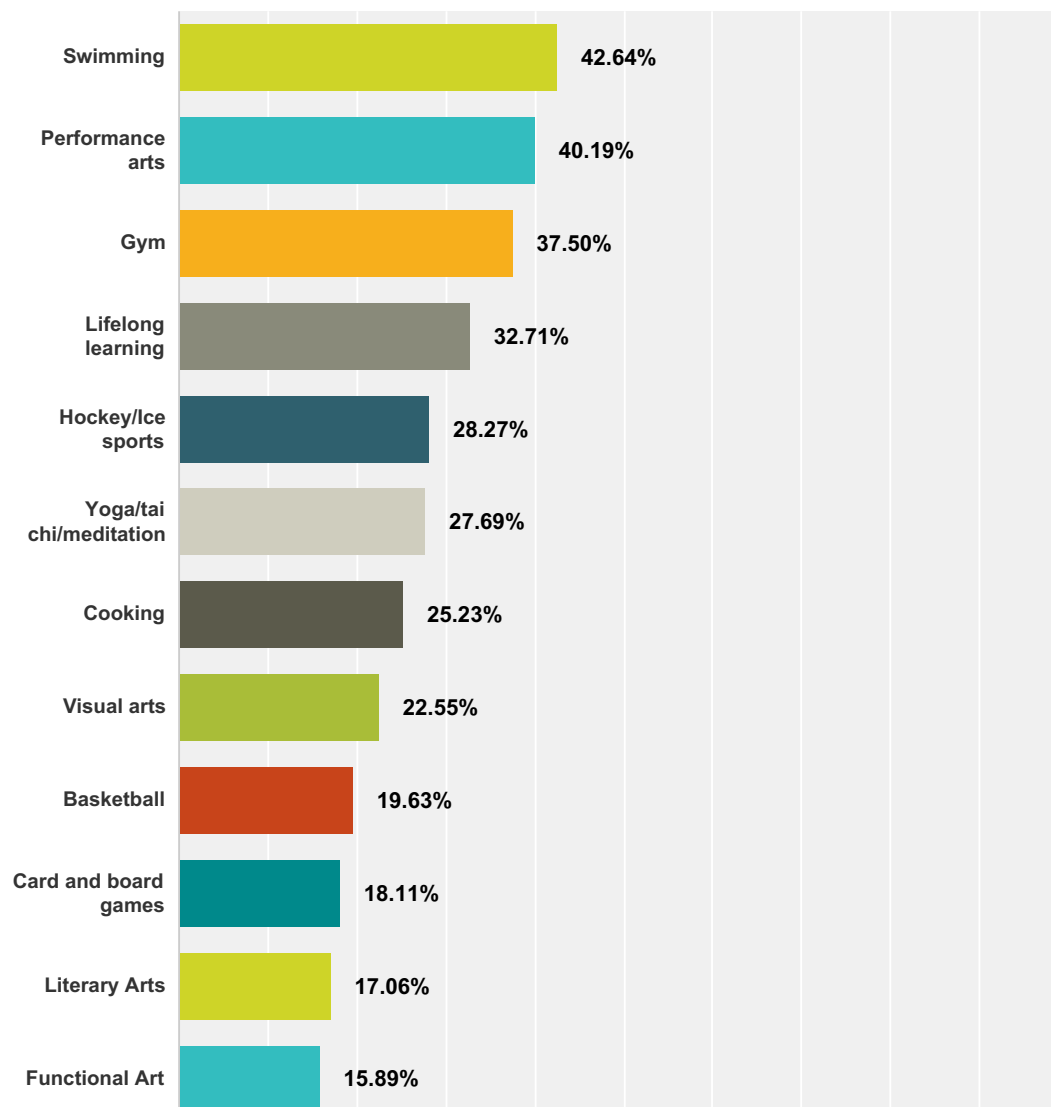
Answered: 976 Skipped: 13



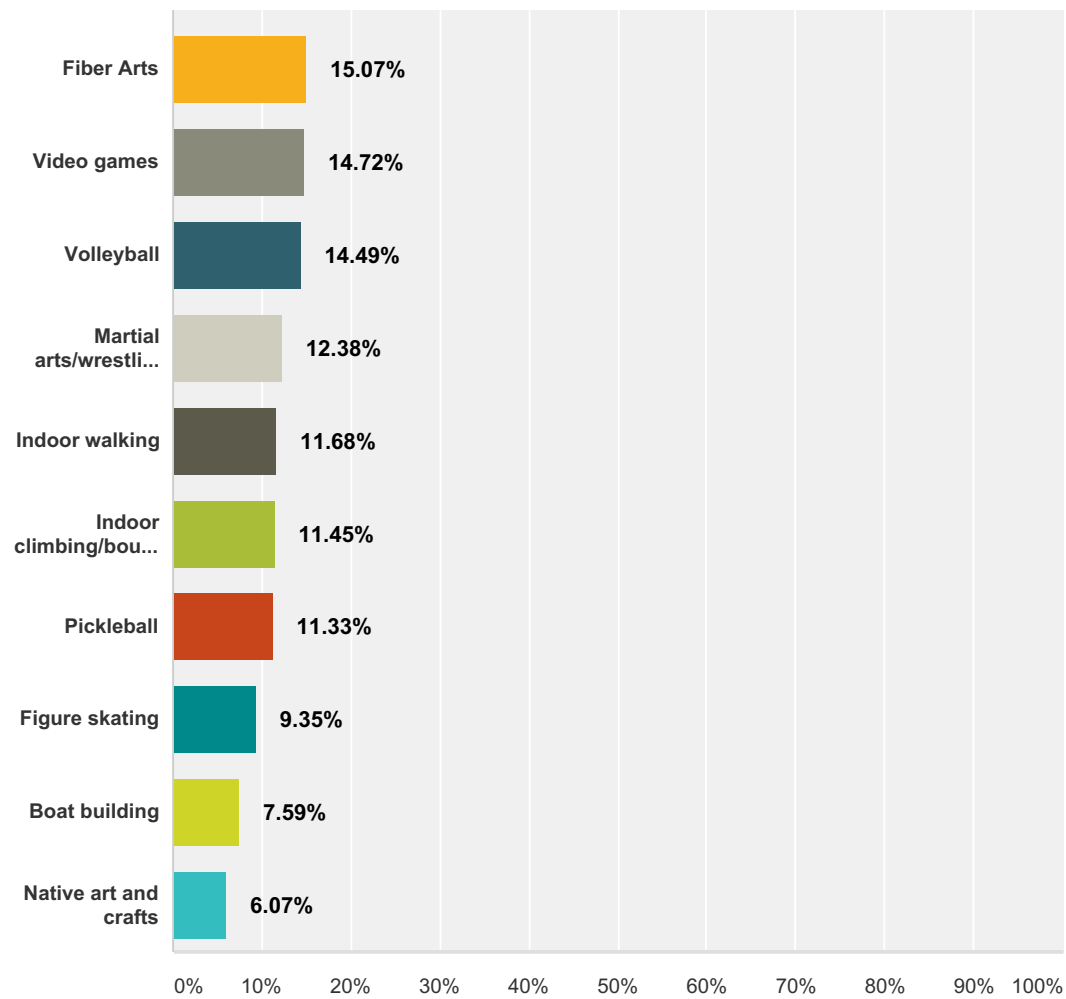
Answer Choices	Responses	
Myself	65.88%	643
My household	34.12%	333
Total		976

Q2 What INDOOR Parks, Art, Cultural and Recreation activities do you currently participate in in Homer? (Check all that apply)

Answered: 856 Skipped: 133



Homer Parks, Art, Recreation and Culture Needs Assessment Community Survey



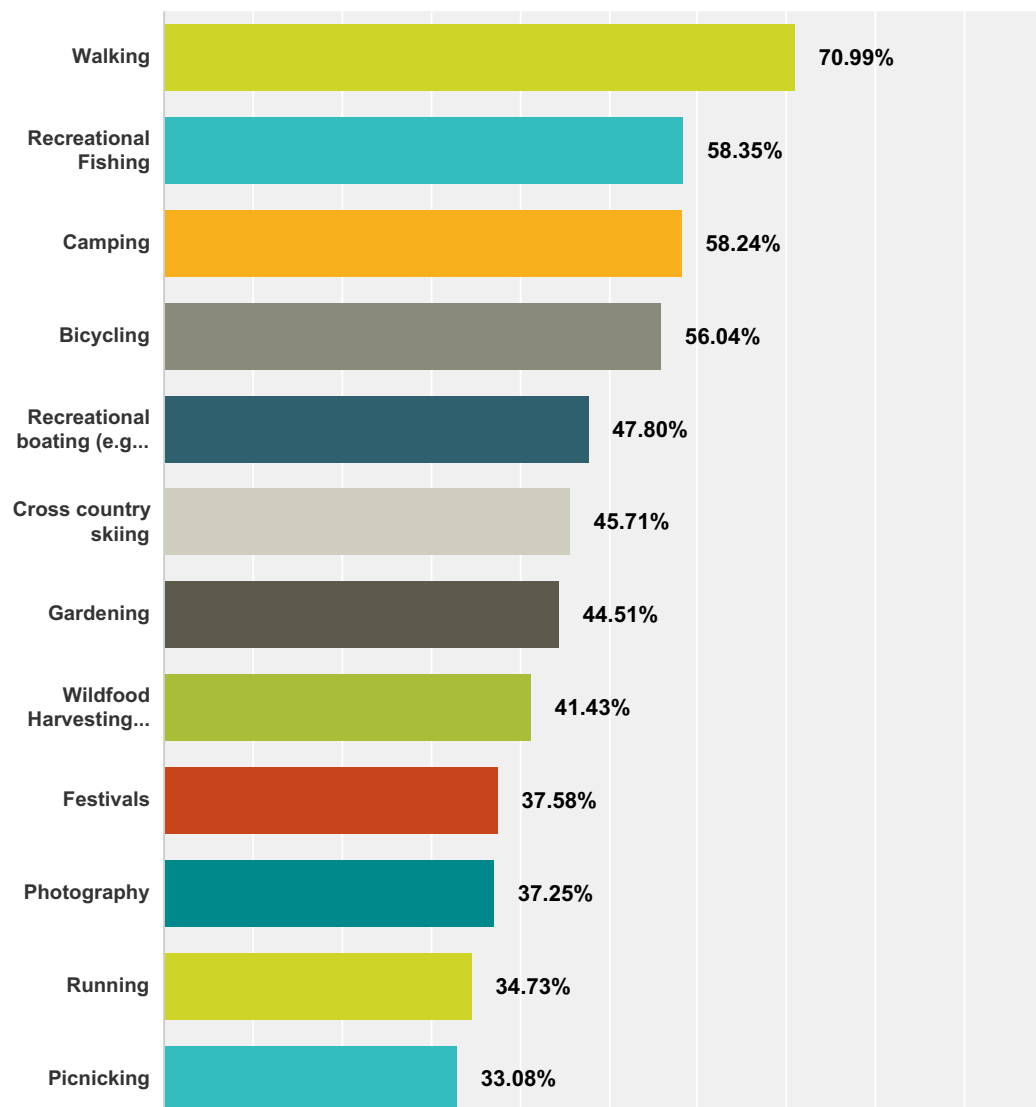
Answer Choices	Responses
Swimming	42.64% 365
Performance arts	40.19% 344
Gym	37.50% 321
Lifelong learning	32.71% 280

Homer Parks, Art, Recreation and Culture Needs Assessment Community Survey

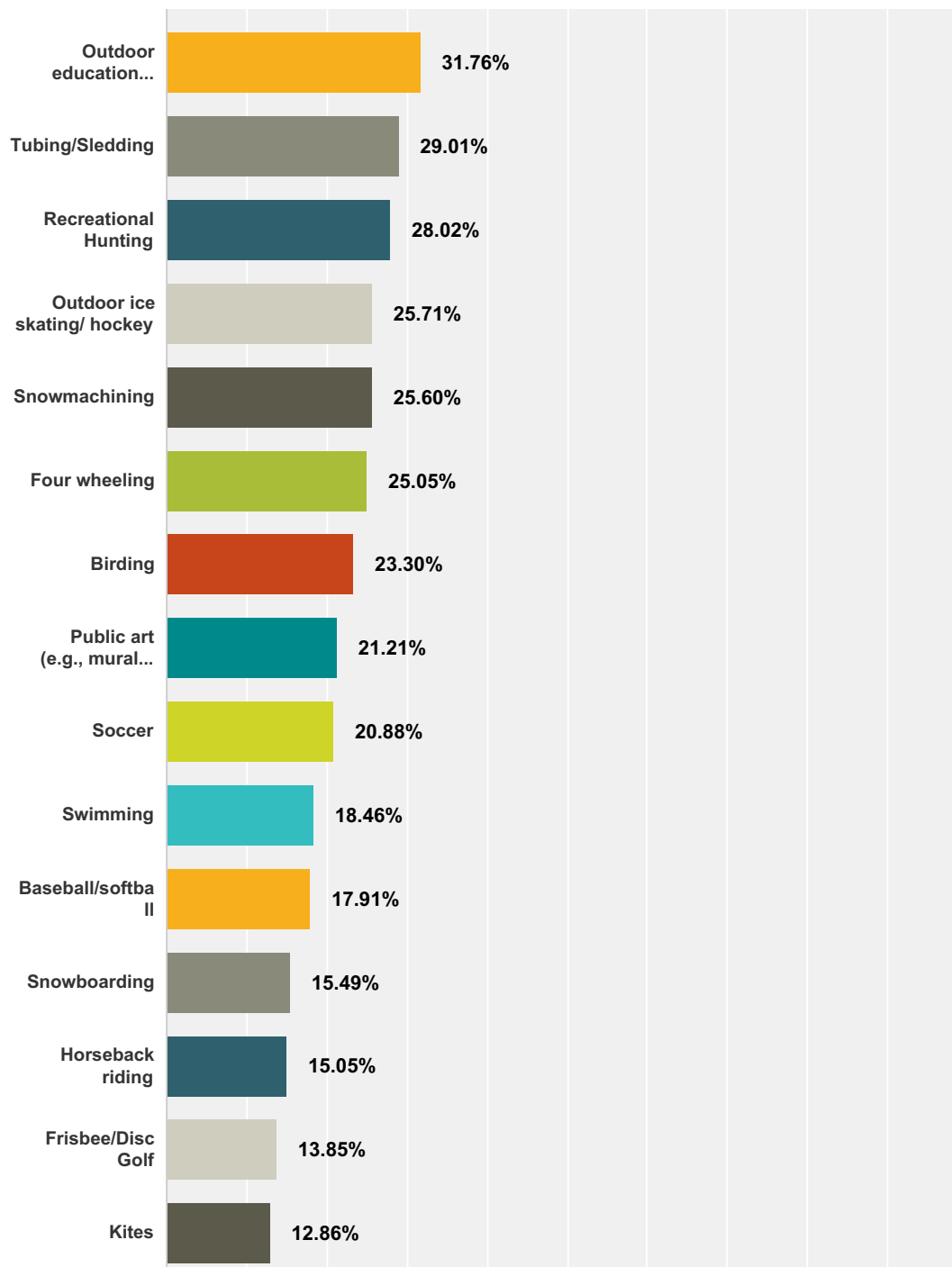
Hockey/Ice sports	28.27%	242
Yoga/tai chi/meditation	27.69%	237
Cooking	25.23%	216
Visual arts	22.55%	193
Basketball	19.63%	168
Card and board games	18.11%	155
Literary Arts	17.06%	146
Functional Art	15.89%	136
Fiber Arts	15.07%	129
Video games	14.72%	126
Volleyball	14.49%	124
Martial arts/wrestling/gymnastics	12.38%	106
Indoor walking	11.68%	100
Indoor climbing/bouldering	11.45%	98
Pickleball	11.33%	97
Figure skating	9.35%	80
Boat building	7.59%	65
Native art and crafts	6.07%	52
Total Respondents: 856		

Q3 What OUTDOOR Parks, Art, Cultural and Recreation activities do you currently participate in in Homer? (Check all that apply)

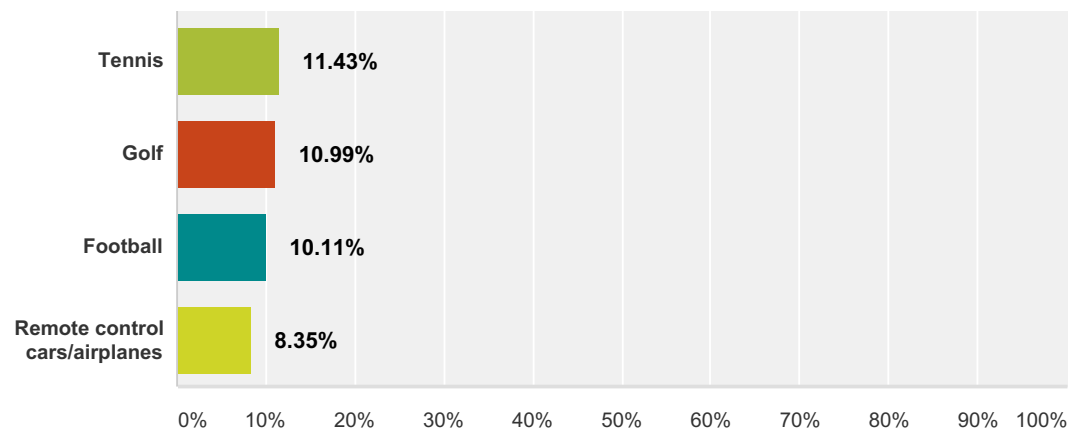
Answered: 910 Skipped: 79



Homer Parks, Art, Recreation and Culture Needs Assessment Community Survey



Homer Parks, Art, Recreation and Culture Needs Assessment Community Survey



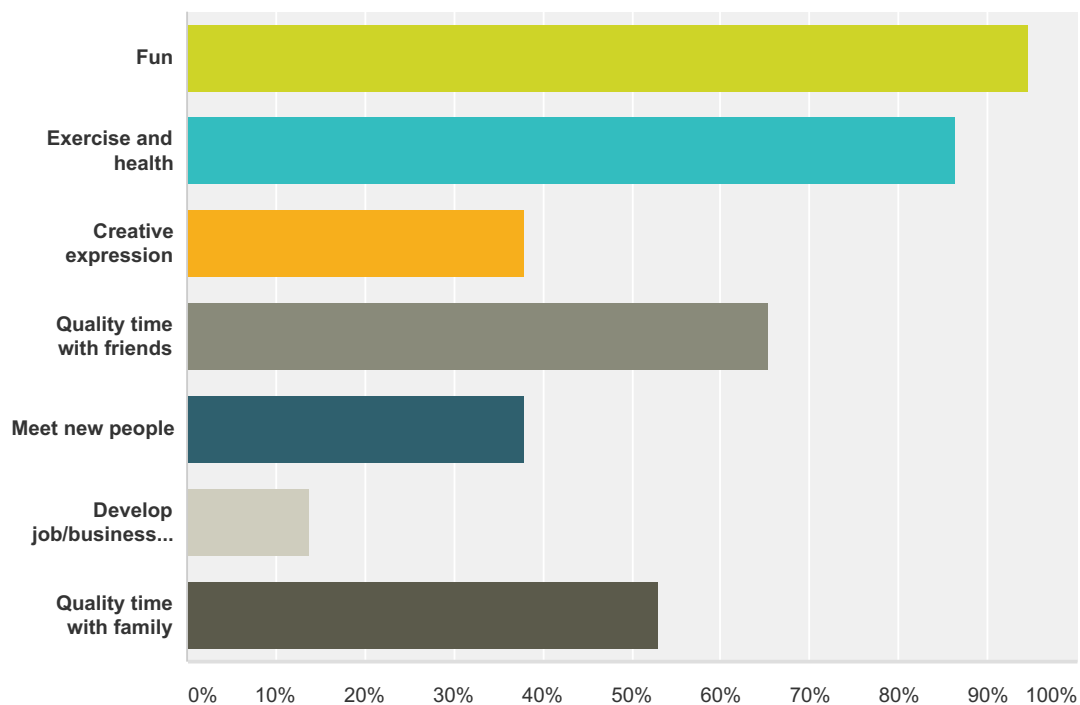
Answer Choices	Responses	
Walking	70.99%	646
Recreational Fishing	58.35%	531
Camping	58.24%	530
Bicycling	56.04%	510
Recreational boating (e.g., canoeing, kayaking, sailing, motorboats)	47.80%	435
Cross country skiing	45.71%	416
Gardening	44.51%	405
Wildfood Harvesting (e.g., mushrooms, berries)	41.43%	377
Festivals	37.58%	342
Photography	37.25%	339
Running	34.73%	316
Picnicking	33.08%	301
Outdoor education (e.g., natural science)	31.76%	289

Homer Parks, Art, Recreation and Culture Needs Assessment Community Survey

Tubing/Sledding	29.01%	264
Recreational Hunting	28.02%	255
Outdoor ice skating/ hockey	25.71%	234
Snowmachining	25.60%	233
Four wheeling	25.05%	228
Birding	23.30%	212
Public art (e.g., murals, sculpture and conceptual art)	21.21%	193
Soccer	20.88%	190
Swimming	18.46%	168
Baseball/softball	17.91%	163
Snowboarding	15.49%	141
Horseback riding	15.05%	137
Frisbee/Disc Golf	13.85%	126
Kites	12.86%	117
Tennis	11.43%	104
Golf	10.99%	100
Football	10.11%	92
Remote control cars/airplanes	8.35%	76
Total Respondents: 910		

Q4 What is your motivation for participating in these PARC activities? (check all that apply)

Answered: 917 Skipped: 72



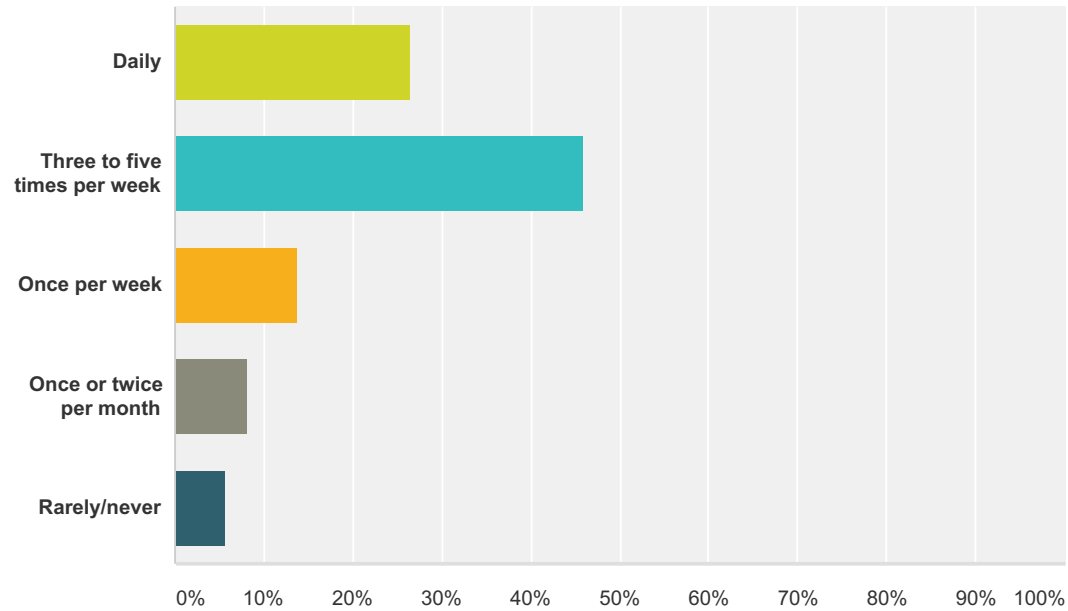
Answer Choices	Responses
Fun	94.55% 867
Exercise and health	86.48% 793
Creative expression	38.06% 349
Quality time with friends	65.43% 600
Meet new people	38.06% 349

Homer Parks, Art, Recreation and Culture Needs Assessment Community Survey

Develop job/business skills	13.85%	127
Quality time with family	53.00%	486
Total Respondents: 917		

Q5 On average, how often do you participate in these activities as a participant?

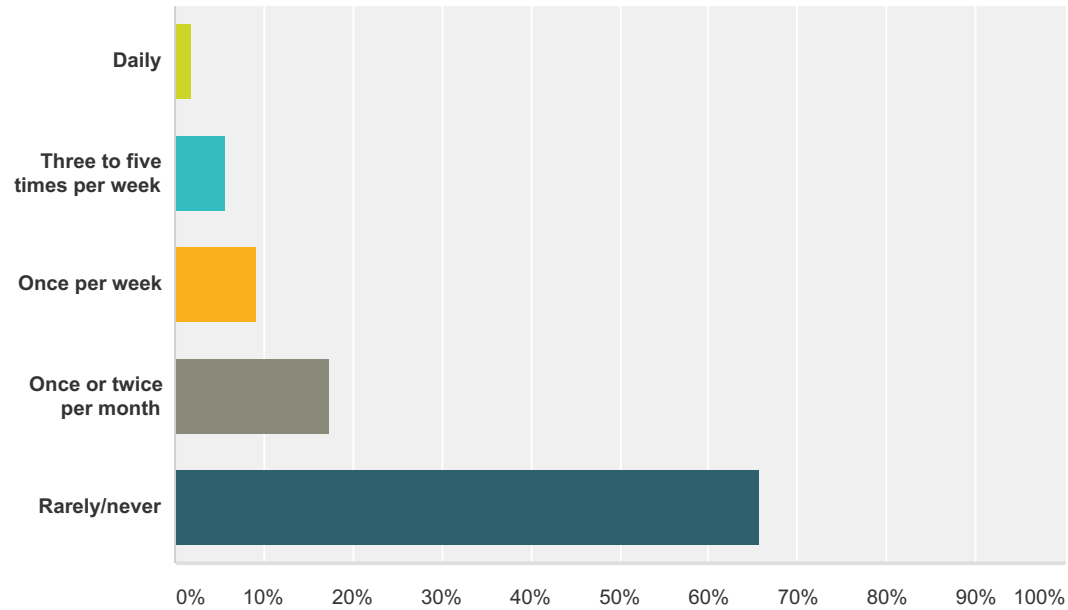
Answered: 930 Skipped: 59



Answer Choices	Responses	
Daily	26.45%	246
Three to five times per week	45.91%	427
Once per week	13.87%	129
Once or twice per month	8.17%	76
Rarely/never	5.59%	52
Total		930

Q6 On average, how often do you volunteer at PARC programs or facilities?

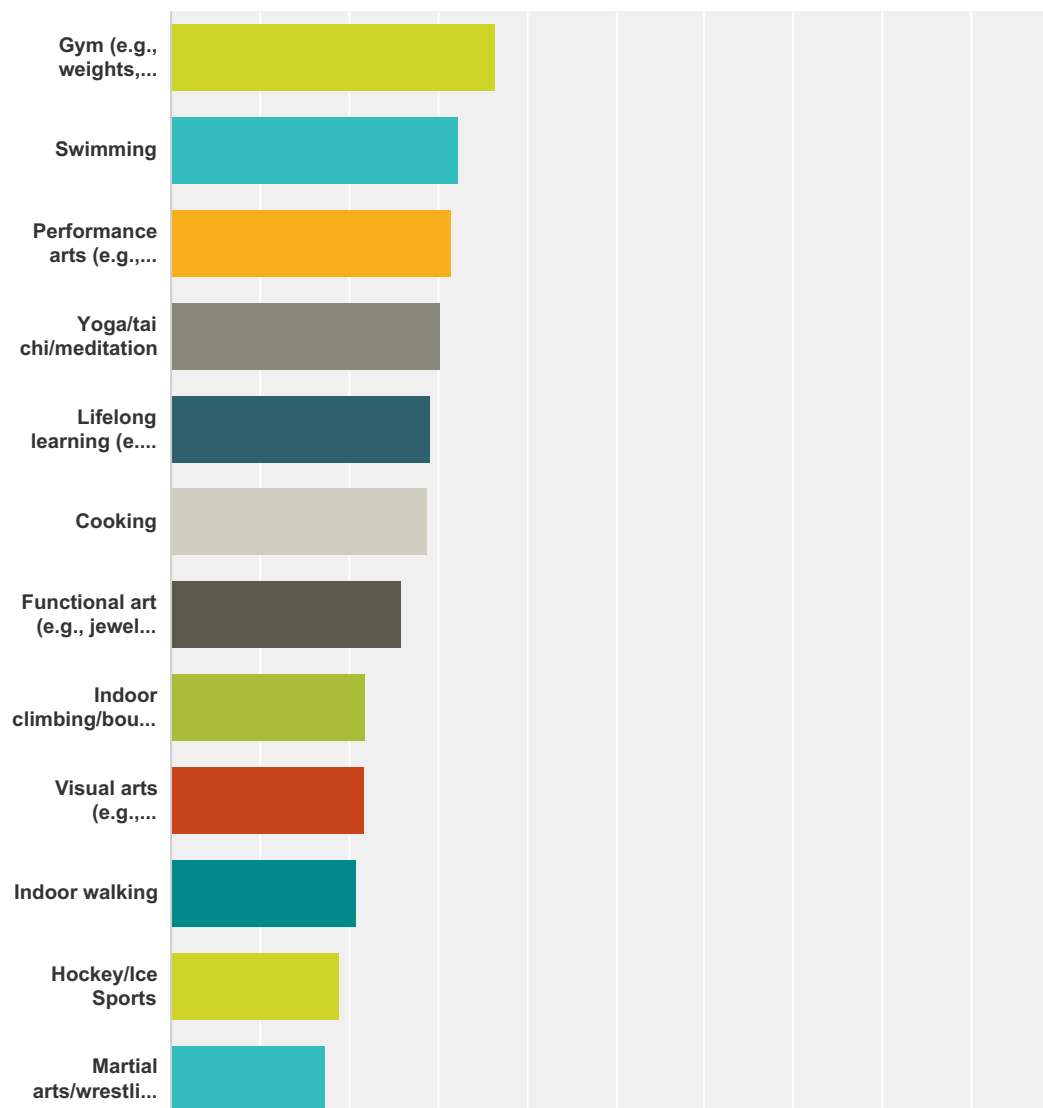
Answered: 924 Skipped: 65



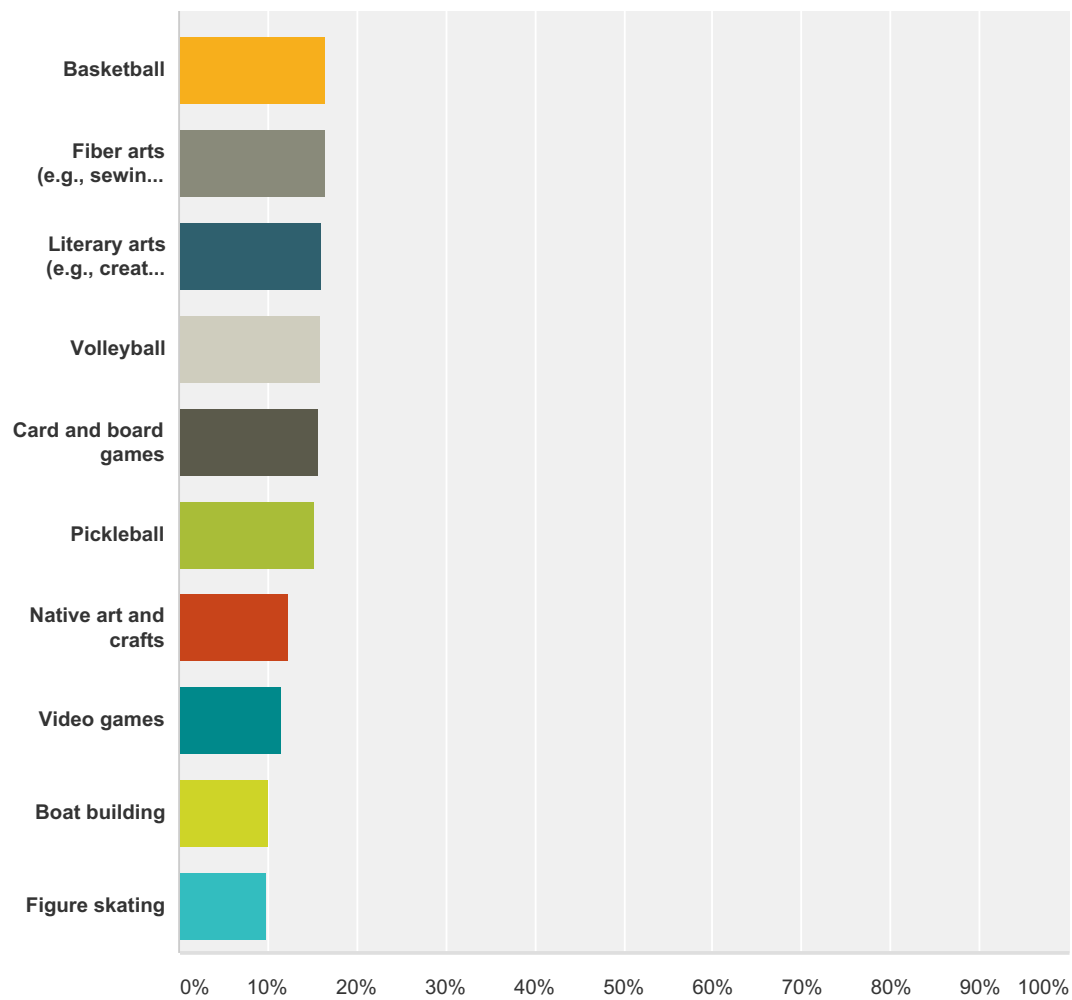
Answer Choices	Responses	
Daily	1.95%	18
Three to five times per week	5.63%	52
Once per week	9.20%	85
Once or twice per month	17.42%	161
Rarely/never	65.80%	608
Total		924

Q7 What desired INDOOR Parks, Art, Cultural and Recreation activities would you like to do more of, or in addition to what you currently do? (Check all that apply)

Answered: 798 Skipped: 191



Homer Parks, Art, Recreation and Culture Needs Assessment Community Survey



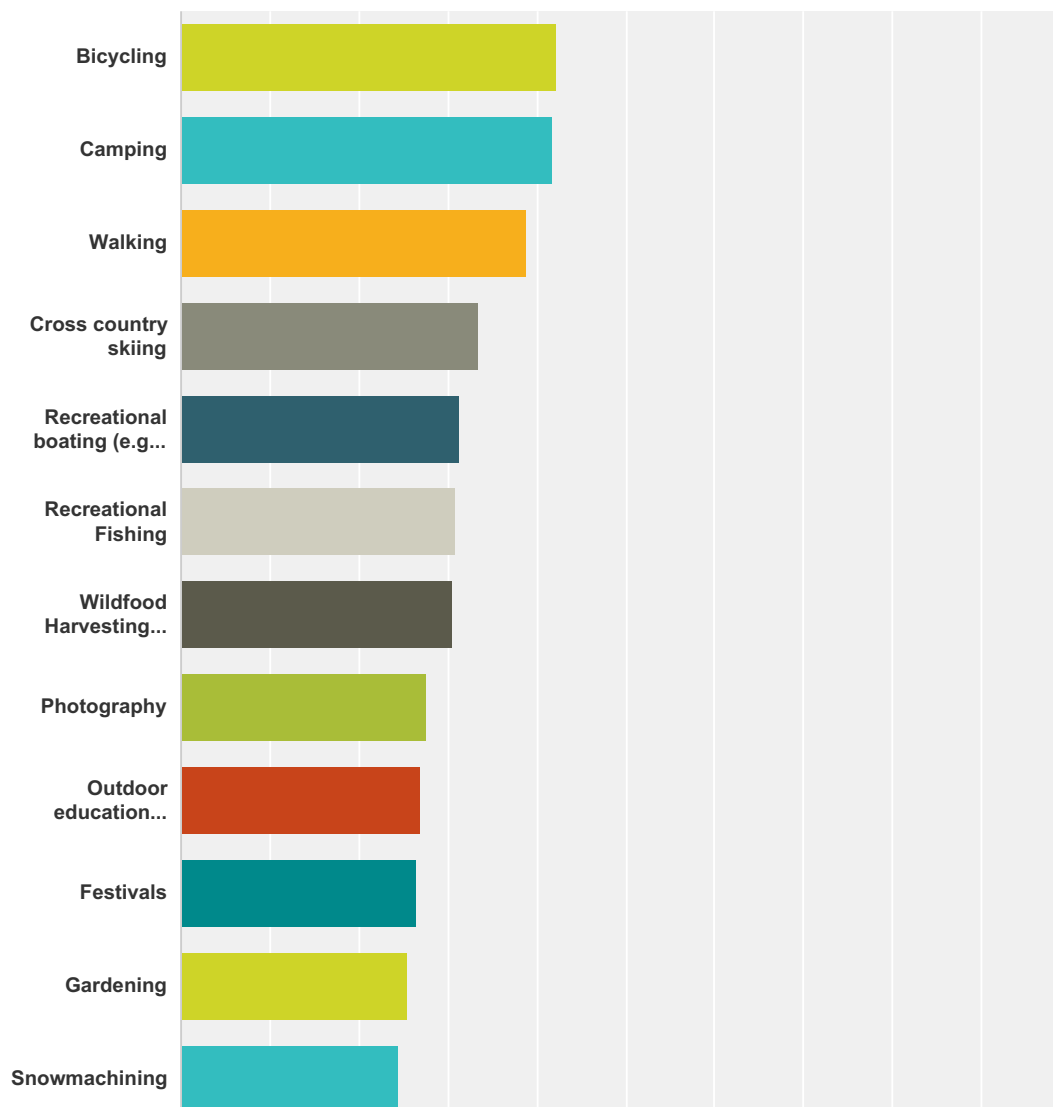
Answer Choices	Responses
Gym (e.g., weights, treadmill)	36.59% 292
Swimming	32.46% 259
Performance arts (e.g., music, dance, theater)	31.45% 251
Yoga/tai chi/meditation	30.33% 242

Homer Parks, Art, Recreation and Culture Needs Assessment Community Survey

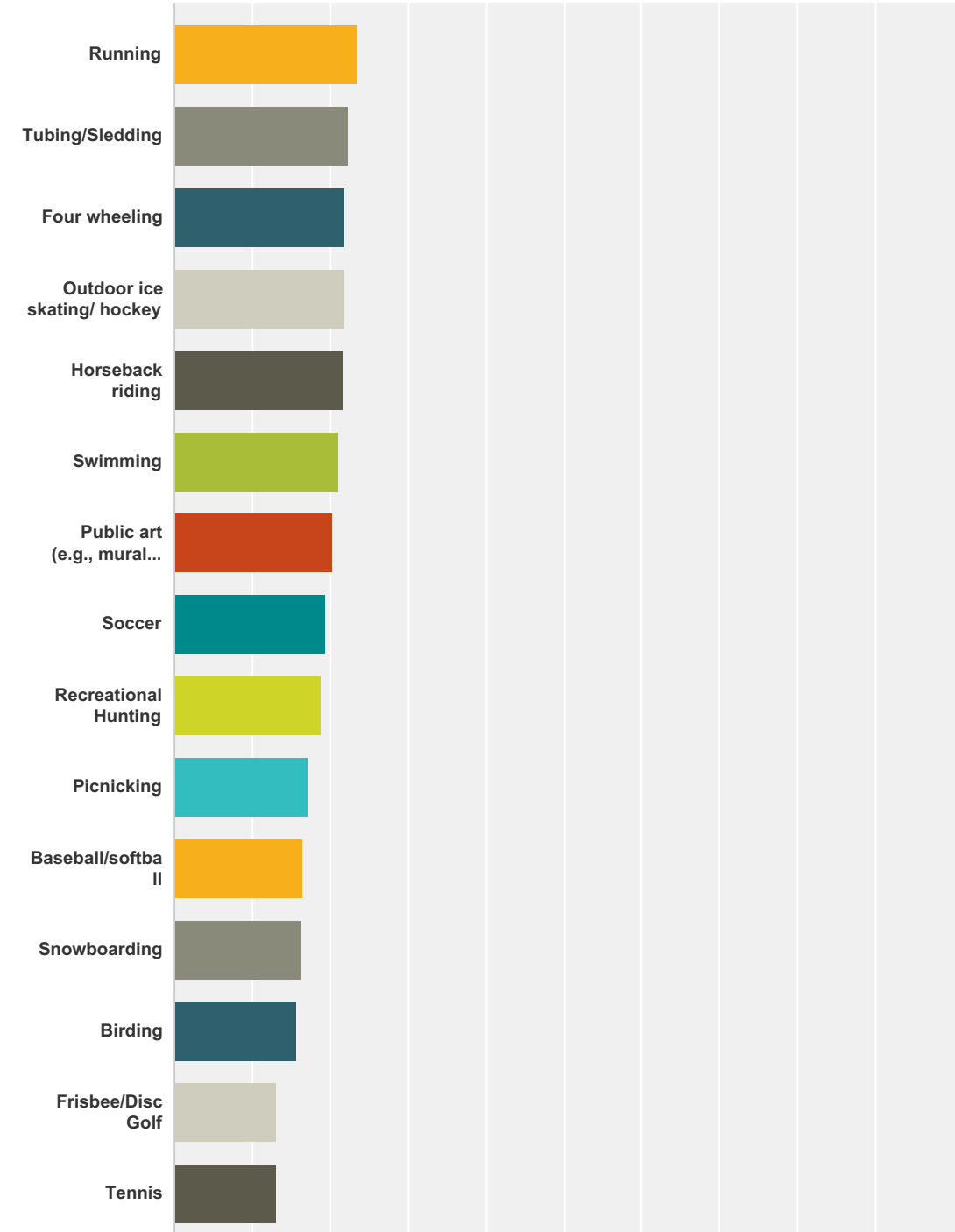
Lifelong learning (e.g. college, folk school, workshops)	29.20%	233
Cooking	28.82%	230
Functional art (e.g., jewelry, pottery, stained glass)	25.81%	206
Indoor climbing/bouldering	21.93%	175
Visual arts (e.g., drawing, painting)	21.68%	173
Indoor walking	20.93%	167
Hockey/Ice Sports	19.05%	152
Martial arts/wrestling/gymnastics	17.42%	139
Basketball	16.54%	132
Fiber arts (e.g., sewing, knitting, quilting)	16.42%	131
Literary arts (e.g., creative writing, poetry)	16.04%	128
Volleyball	15.91%	127
Card and board games	15.66%	125
Pickleball	15.29%	122
Native art and crafts	12.28%	98
Video games	11.53%	92
Boat building	10.03%	80
Figure skating	9.77%	78
Total Respondents: 798		

Q8 What desired OUTDOOR Parks, Art, Cultural and Recreation activities would you like to do more of, or in addition to what you currently do ? (Check all that apply)

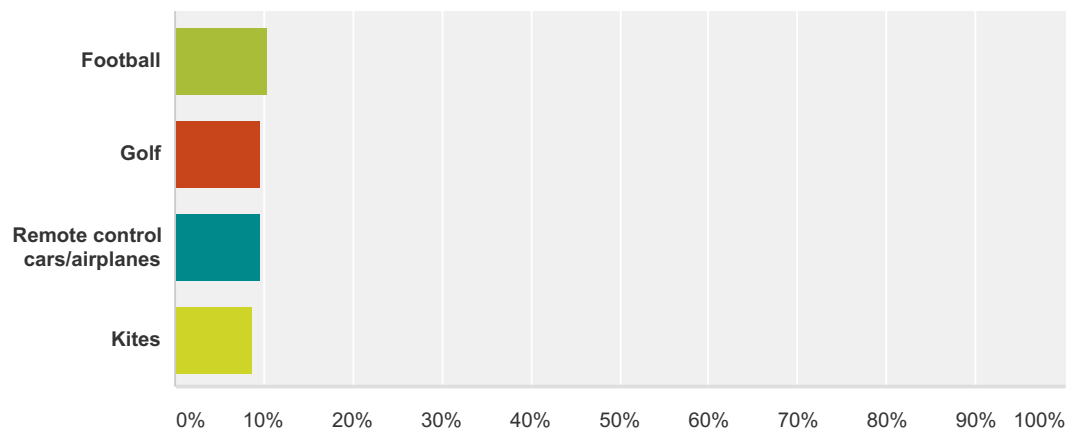
Answered: 779 Skipped: 210



Homer Parks, Art, Recreation and Culture Needs Assessment Community Survey



Homer Parks, Art, Recreation and Culture Needs Assessment Community Survey



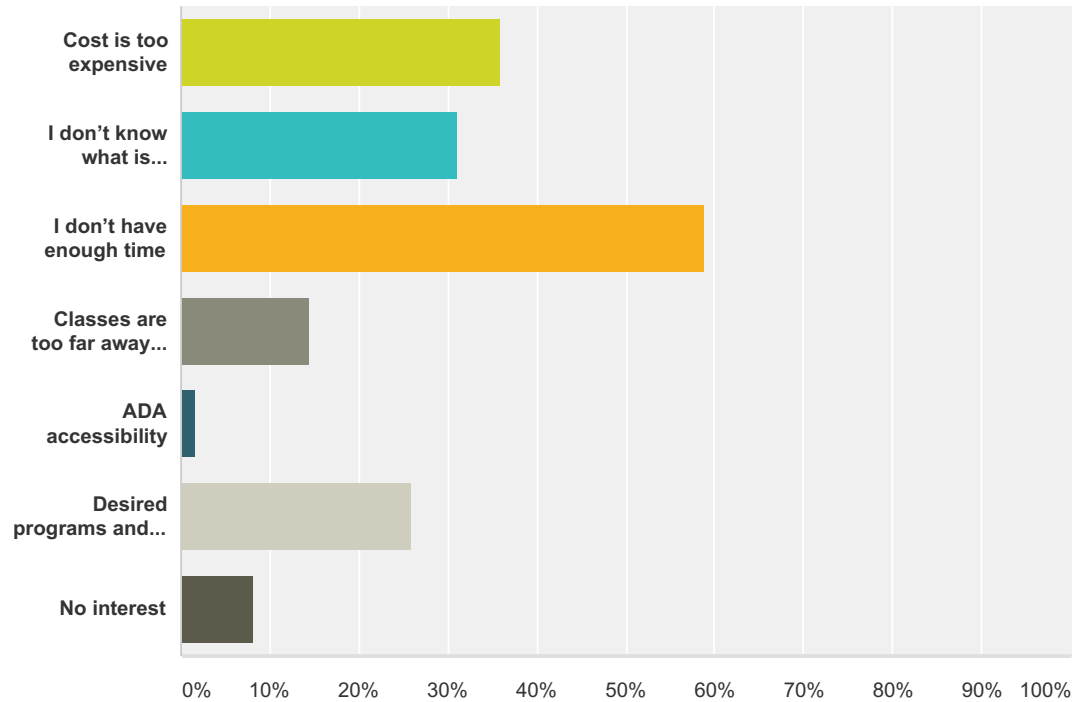
Answer Choices	Responses	
Bicycling	42.11%	328
Camping	41.72%	325
Walking	38.77%	302
Cross country skiing	33.50%	261
Recreational boating (e.g., canoeing, kayaking, sailing, motorboats)	31.32%	244
Recreational Fishing	30.94%	241
Wildfood Harvesting (e.g., mushrooms, berries)	30.42%	237
Photography	27.60%	215
Outdoor education (e.g., natural science)	26.83%	209
Festivals	26.44%	206
Gardening	25.42%	198
Snowmachining	24.39%	190
Running	23.62%	184

Homer Parks, Art, Recreation and Culture Needs Assessment Community Survey

Tubing/Sledding	22.34%	174
Four wheeling	21.95%	171
Outdoor ice skating/ hockey	21.82%	170
Horseback riding	21.69%	169
Swimming	21.05%	164
Public art (e.g., murals, sculpture and conceptual art)	20.28%	158
Soccer	19.51%	152
Recreational Hunting	18.87%	147
Picnicking	17.20%	134
Baseball/softball	16.43%	128
Snowboarding	16.30%	127
Birding	15.66%	122
Frisbee/Disc Golf	13.22%	103
Tennis	13.22%	103
Football	10.40%	81
Golf	9.50%	74
Remote control cars/airplanes	9.50%	74
Kites	8.86%	69
Total Respondents: 779		

Q9 What prevents you from RECREATING more/more often? (check all that apply)

Answered: 823 Skipped: 166



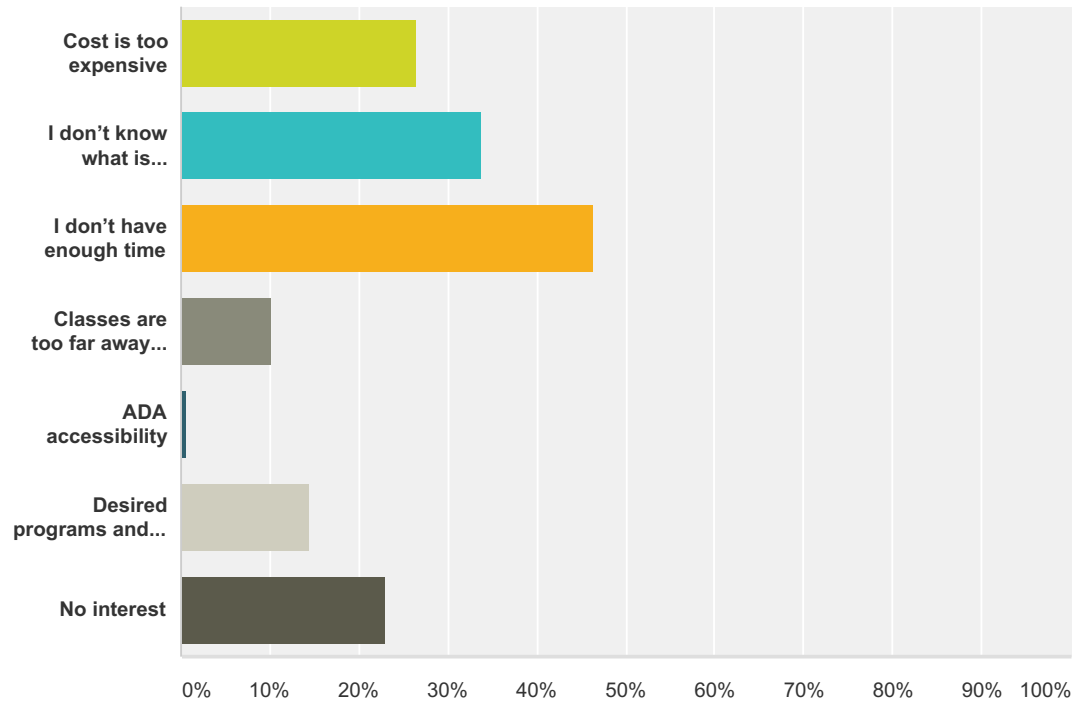
Answer Choices	Responses	
Cost is too expensive	35.97%	296
I don't know what is available	31.11%	256
I don't have enough time	58.81%	484
Classes are too far away or too hard to get to	14.34%	118
ADA accessibility	1.70%	14
Desired programs and facilities do not currently exist in the greater Homer area (please specify)	25.88%	213

Homer Parks, Art, Recreation and Culture Needs Assessment Community Survey

No interest	8.14%	67
Total Respondents: 823		

**Q10 What prevents you from participating
in ARTS ACTIVITIES more/more often?
(check all that apply)**

Answered: 788 Skipped: 201



Answer Choices	Responses	
Cost is too expensive	26.52%	209
I don't know what is available	33.88%	267
I don't have enough time	46.32%	365
Classes are too far away or too hard to get to	10.28%	81
ADA accessibility	0.63%	5

Homer Parks, Art, Recreation and Culture Needs Assessment Community Survey

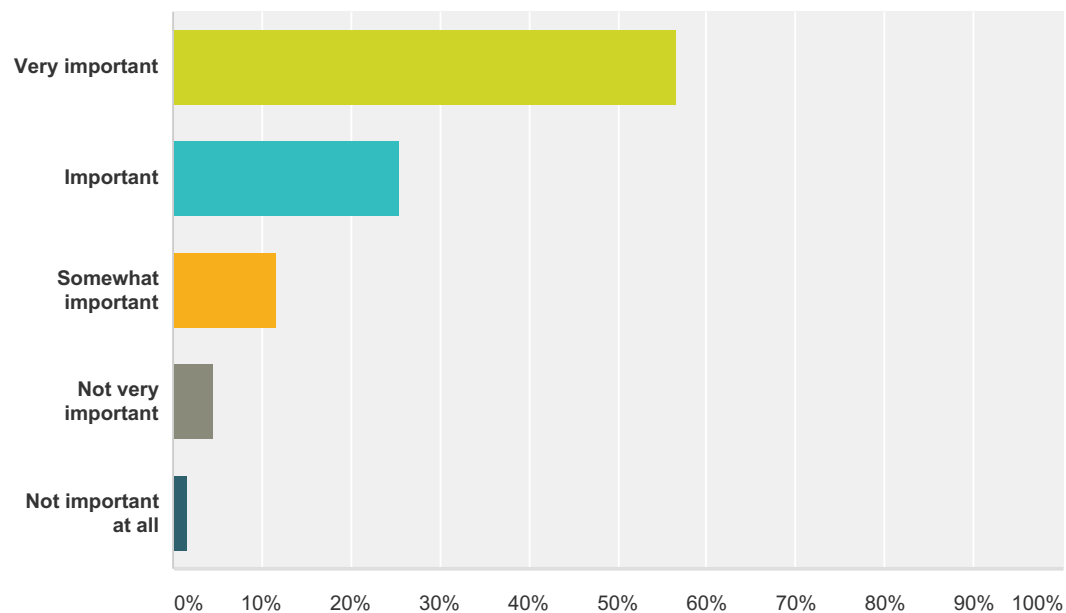
Desired programs and facilities do not currently exist in the greater Homer area (please specify)	14.34%	113
No interest	22.97%	181
Total Respondents: 788		

Q11 Consider your answers in questions 9 and 10. If you could overcome one problem, what would it be? How would you solve it?

Answered: 607 Skipped: 382

Q12 How important are the availability of recreation activities to you and your immediate family/friends?

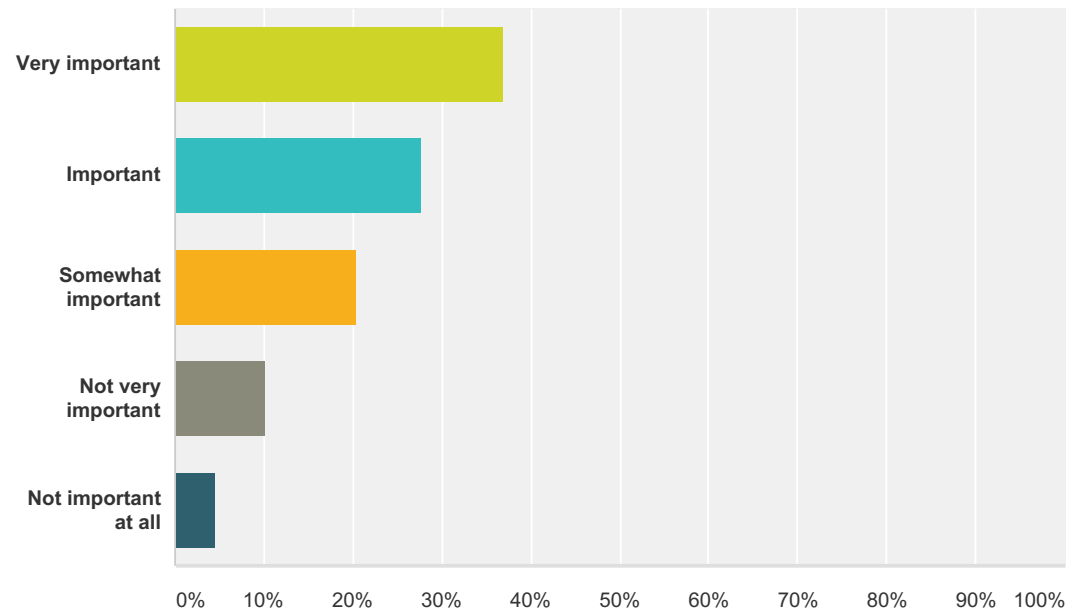
Answered: 886 Skipped: 103



Answer Choices	Responses	
Very important	56.66%	502
Important	25.40%	225
Somewhat important	11.74%	104
Not very important	4.51%	40
Not important at all	1.69%	15
Total		886

Q13 How important are the availability of arts activities to you and your immediate family/friends?

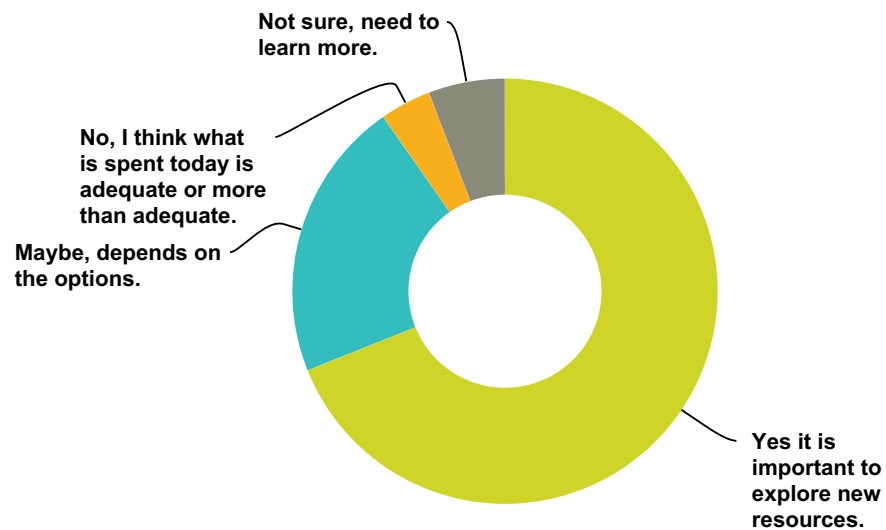
Answered: 884 Skipped: 105



Answer Choices	Responses	
Very important	36.88%	326
Important	27.71%	245
Somewhat important	20.48%	181
Not very important	10.29%	91
Not important at all	4.64%	41
Total		884

Q14 Maintaining and/or improving PARC opportunities requires funding and other forms of support. Do you support exploring new strategies to maintain and/or expand PARC opportunities in the greater Homer area?

Answered: 876 Skipped: 113



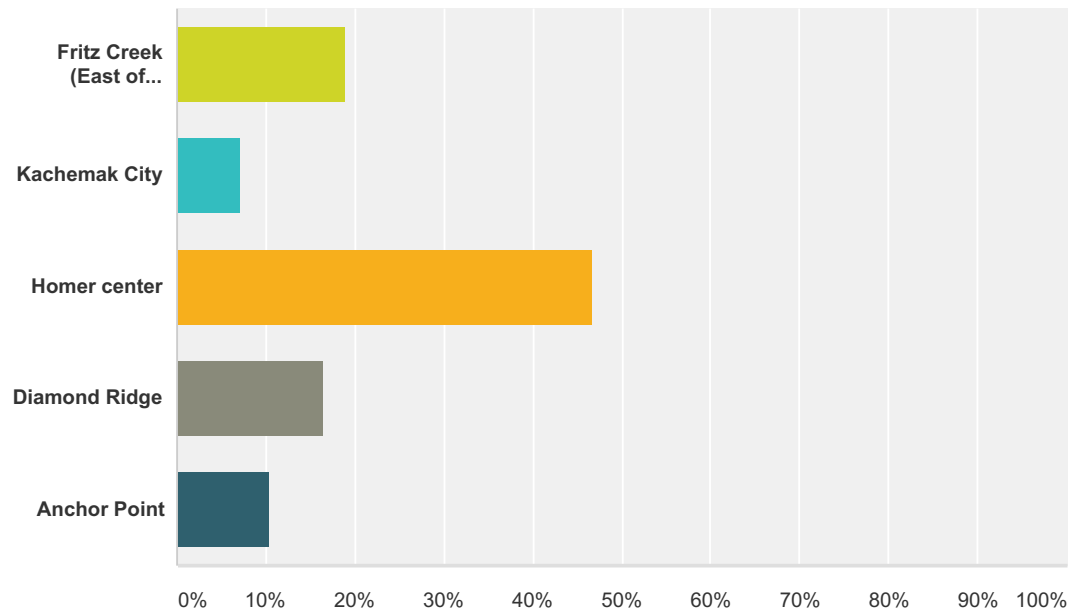
Answer Choices	Responses	
Yes it is important to explore new resources.	69%	604
Maybe, depends on the options.	21%	187
No, I think what is spent today is adequate or more than adequate.	4%	34
Not sure, need to learn more.	6%	51
Total		876

**Q15 Any other comments about the PARC
Needs Assessment?**

Answered: 266 Skipped: 723

Q16 Where do you live?

Answered: 792 Skipped: 197



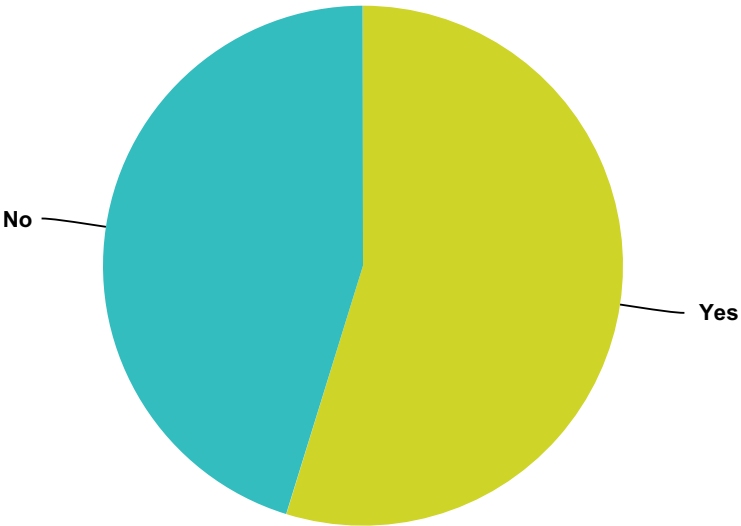
Answer Choices	Responses	
Fritz Creek (East of Kachemak City)	19.07%	151
Kachemak City	7.20%	57
Homer center	46.84%	371
Diamond Ridge	16.41%	130
Anchor Point	10.48%	83
Total		792

Q17 How many people currently live in your household?

Answered: 851 Skipped: 138

Q18 Do you have anyone under 18 currently living in your home?

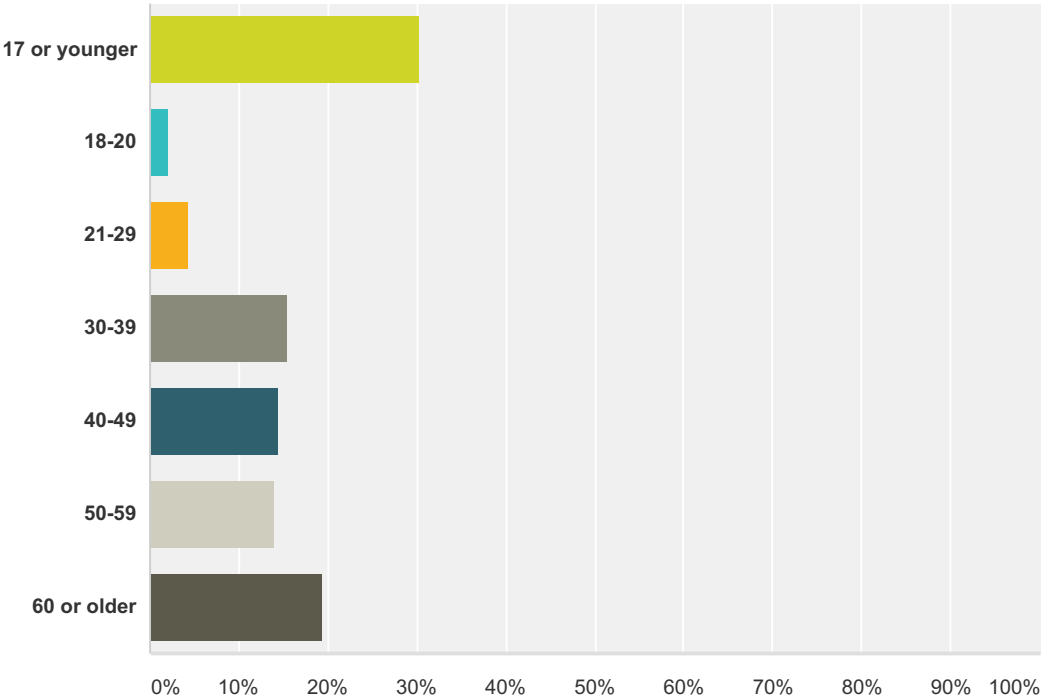
Answered: 869 Skipped: 120



Answer Choices	Responses	
Yes	54.78%	476
No	45.22%	393
Total		869

Q19 What is your age?

Answered: 873 Skipped: 116



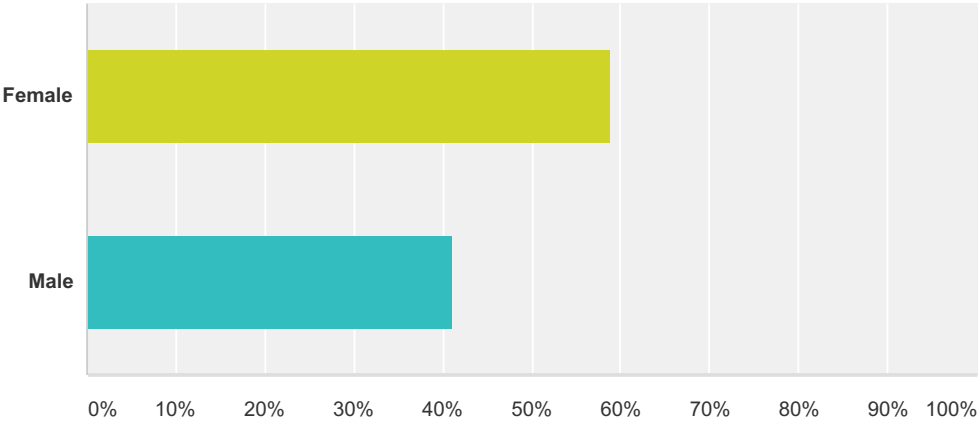
Answer Choices	Responses	
17 or younger	30.24%	264
18-20	2.06%	18
21-29	4.47%	39
30-39	15.35%	134
40-49	14.32%	125
50-59	14.09%	123

Homer Parks, Art, Recreation and Culture Needs Assessment Community Survey

60 or older	19.47%	170
Total		873

Q20 What is your gender?

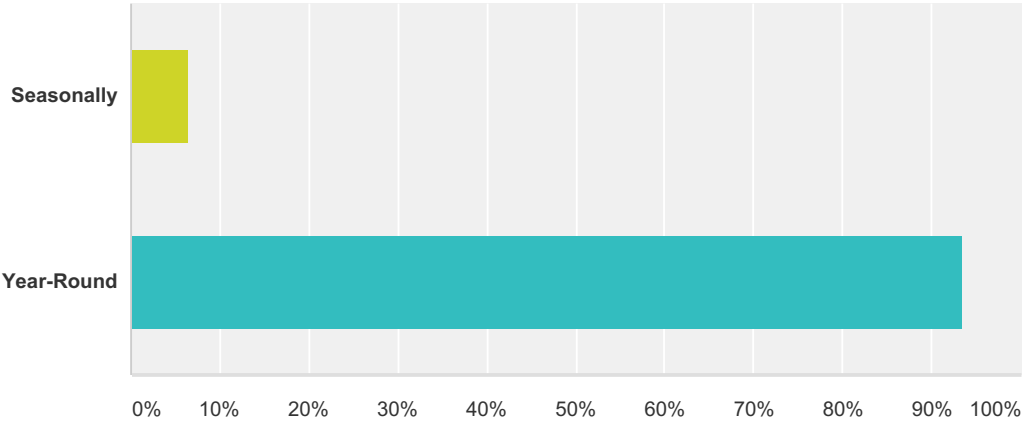
Answered: 869 Skipped: 120



Answer Choices	Responses	
Female	58.92%	512
Male	41.08%	357
Total		869

Q21 Do you live in the Homer area:

Answered: 850 Skipped: 139



Answer Choices	Responses
Seasonally	6.47% 55
Year-Round	93.53% 795
Total	850