

# HOMER POLICE DEPARTMENT



## 2020 ANNUAL STATISTICAL REPORT

# Homer Police Department

## **Purpose of the Report:**

- To report to the citizens of Homer the yearly activity of the police department.
- To reflect upon the current criminal activity and compare it to the past.
- To identify trends and changes in criminal activity. Many factors influence these numbers including population changes, economics, reporting procedures, allocation of department personnel, and law revisions. These factors should be kept in mind while reviewing this report.

*Permission is given to freely copy and use this information. Every effort is made to insure these numbers are as accurate as possible. Any numbers found in error are corrected in the following report.*

## **Organization of the Report:**

This report contains statistics of offenses and incidents defined by the FBI in the Uniform of Crime Report (UCR) as well as the statistics of offenses and incidents defined by the State of Alaska and the Homer Police Department.

UCR is a national crime reporting system administrated by the FBI. This program provides a nationwide view of crime based on the monthly submission of statistics by law enforcement agencies. UCR facilitates the comparison of the crime trends between Homer and other cities in the nation.

## **Source of Data:**

The numbers were extracted from the 2020 Incident and Arrest Logs, monthly reports and past yearly reports kept by the Homer Police Department.

### **Homer Police Department Goals**

- Actively and aggressively investigate all criminal activity that occurs within the City of Homer.
- Work with the community to address citizen concerns and create a positive and safe environment for growth and public prosperity.
- Promote and maintain crime prevention activities with an emphasis on citizen involvement, public awareness and education.
- Maintain a highly trained, professional police force that is prepared to respond to all emergencies and provide a rapid and safe resolution to all calls for service.

### **Homer Police Department Mission Statement**

To protect the public from criminal wrong doing, keep the peace and maintain order, assist in the orderly flow of traffic, serve the public in times of emergency and enforce the law of the land.

*Copies of this document may be obtained from:*

Homer Police Department  
Mark H. Robl, Chief of Police  
625 Grubstake Avenue  
Homer, AK 99603  
Ph: (907) 235-3150  
Fax: (907) 235-3151  
Email: [police@ci.homer.ak.us](mailto:police@ci.homer.ak.us)

**TABLE OF CONTENTS**

REPORTED INCIDENTS BY CATEGORY .....	4
REPORTED INCIDENTS.....	5
SUMMARY OF ARREST CHARGES.....	6
NUMBER OF CHARGES ASSESSED.....	6
SUMMARY OF ARRESTS.....	7
COMPARISON OF ADULT & JUVENILE ARREST CHARGES FOR 2020.....	7
DISTRIBUTION OF CHARGES 2020.....	8
DRUG/ALCOHOL RELATED ARRESTS 2020.....	8
MALE/FEMALE ARREST CHARGE RATIO: 2020-2011.....	8
MISDEMEANOR & FELONY RELATED CHARGES: 2020-2011.....	8
CRIMES REPORT: PROPERTY & VIOLENT 2020.....	9
NUMBER OF REPORTED PROPERTY AND VIOLENT CRIMES.....	9
ANALYSIS OF MAJOR PROPERTY CRIMES.....	9
ANALYSIS OF MAJOR VIOLENT CRIMES.....	9
DISTRIBUTION OF MAJOR OFFENSE BY PERCENTAGE.....	10
CITATIONS 2020.....	11
MOTOR VEHICLE ACCIDENTS 2020.....	11
HOMER COMMUNITY JAIL PRISONERS HOUSED.....	12
HOMER COMMUNITY JAIL DAYS SERVED.....	13
GLOSSARY.....	14-15

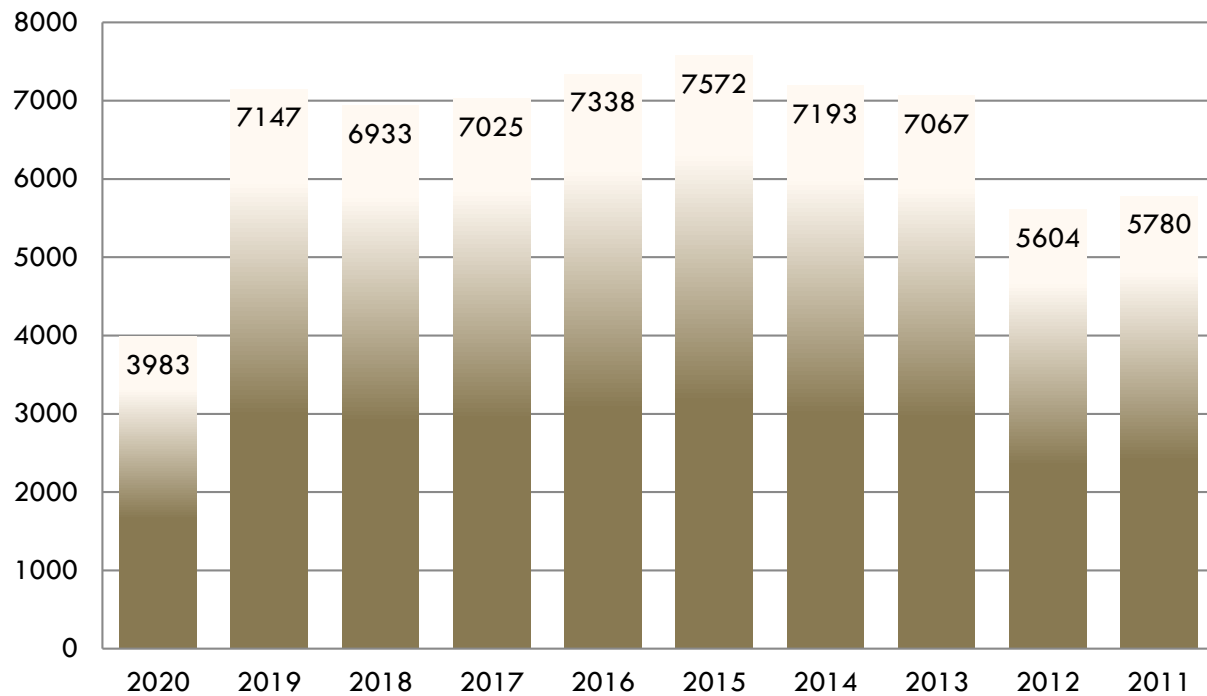
**REPORTED INCIDENTS BY CATEGORY**

<b>CALL CODE</b>	<b>2020</b>	<b>CALL CODE</b>	<b>2020</b>
911 Hang Up	328	HAZMAT	0
Abandoned Vehicle	60	Human Trafficking	0
Accident – non Vehicle	0	Kidnap	1
Aircraft	4	Liquor Laws	1
Alarm	100	Litter / Illegal Dumping	11
Animal Call	102	Lost / Found Property	219
Arson	0	Miscellaneous	69
Assault	40	Missing Person	3
Agency Assist	172	Murder	0
Assist Medical	58	Off Highway Vehicle Complaint	21
Assist Motorist	42	Patrol Request	54
Assist Public	149	Public Appearance	6
Burglary	9	Public Order	0
Child Support	0	Recovered Stolen Property	0
Citizen Feedback	0	Recovered Stolen Vehicle	0
Civil Issue	123	REDDI Report	222
Collision	157	Remains Unknown	0
Commercial Vehicle Offense	0	Robbery	0
Computer Crime	3	Security Check	345
Custodial Interference	0	Serve Court Documents	12
Damage Property	45	Sex Offense	12
Deceased person	18	Stalking	0
Disturbance	222	Sex Offender Registration	4
Drugs	49	Suspicious Circumstances	305
Driving Under the Influence	50	Terroristic Threatening	2
Endangerment - Adult	2	Theft – Non Vehicle	113
Endangerment - Child	2	Theft – Vehicle	16
Escape	0	Traffic	160
Extort / Blackmail	0	Transport	11
Fire	2	Trespass	114
Forgery / Fraud	35	Violate Conditions of Release	20
Fugitive from Justice	0	Warrant Arrest	42
Gaming Laws	0	Weapons Offense	2
Harassment	55	Welfare Check	391
<b>TOTAL INCIDIDENTS 2020</b>			<b>3983</b>

**REPORTED INCIDENTS**

<b>MONTH</b>	<b>2020 INCIDENTS</b>	<b>2019 INCIDENTS</b>	<b>2018 INCIDENTS</b>	<b>2017 INCIDENTS</b>	<b>2016 INCIDENTS</b>
<b>January</b>	425	432	372	469	541
<b>February</b>	433	371	375	405	467
<b>March</b>	341	469	454	505	506
<b>April</b>	308	525	523	538	560
<b>May</b>	361	681	638	705	793
<b>June</b>	335	714	686	697	656
<b>July</b>	370	855	850	999	854
<b>August</b>	391	828	767	753	746
<b>September</b>	317	621	669	498	664
<b>October</b>	244	688	620	521	525
<b>November</b>	236	482	490	487	541
<b>December</b>	222	481	489	448	485
<b>TOTAL</b>	<b>3983</b>	<b>7147</b>	<b>6933</b>	<b>7025</b>	<b>7338</b>
<b>% CHANGE</b>	<b>-44.2%</b>	<b>+3.1%</b>	<b>-1.3%</b>	<b>-4.3%</b>	<b>-</b>

## REPORTED INCIDENTS 2020-2011

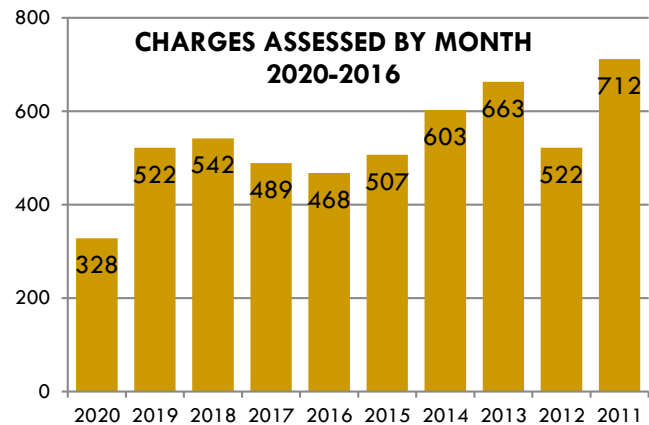


**SUMMARY OF ARREST CHARGES\***

Group A CHARGES	2020	2019	2020 Adult Juv	
Animal Cruelty	0	0		
Arson	0	0		
Assault: Simple	30	34	30	
Assault: Aggravated	15	-	15	
Assault: Intimidation	1	-	1	
Burglary	5	7	5	
Counterfeiting/Forgery	0	1		
Destruction/Damage/Vandalism	17	14	17	
Drugs: MICS I	0	0		
Drugs: MICS II	0	0		
Drugs MICS III	0	0		
Drugs MICS IV-MICS VI	17	16	16	1
Embezzlement	0	0		
Fraud	3	1	3	
Gambling	0	0		
Homicide/Murder	0	0		
Human trafficking	0	0		
Kidnap	0	0		
Larceny: Theft I	0	-		
Larceny: Theft II	6	4	6	
Larceny: Theft III	4	5	4	
Larceny: Theft IV	16	41	12	4
Larceny: Vehicle Theft	4	4	40	
Prostitution	0	0		
Pornography/Obscene Material	0	1		
Robbery	0	0		
Sex Offenses	6	0	6	
Weapons Offense	8	7	8	
<b>Group B CHARGES</b>				
Disorderly Conduct	7	17	7	
Driving While Intoxicated	70	53	70	
Refuse Chemical Test( Misd or Felony)	14	10	14	
Liquor Law Violations	1	0	1	
Trespass	22	35	22	
Reckless Endangerment	2	4	2	
Resisting Arrest	6	7	6	
TRO Violation	2	4	2	
Unlawful Contact 1 <sup>st</sup> /2 <sup>nd</sup> Degree (DV)	1	1	1	
Vehicle Tampering	0	1		
Violation of Conditions of Release	32	90	32	
Warrant Arrest (FTA)	7	90	7	
Fugitive from Justice	2	4	2	
Probation Violation	0	0		
Protective Custody	3	19	3	
Harassment	1	2	1	
Obstruct Justice	7	8	7	
Traffic offenses	19	42	19	
<b>TOTAL CHARGES</b>	<b>328</b>	<b>522</b>	<b>323</b>	<b>5</b>

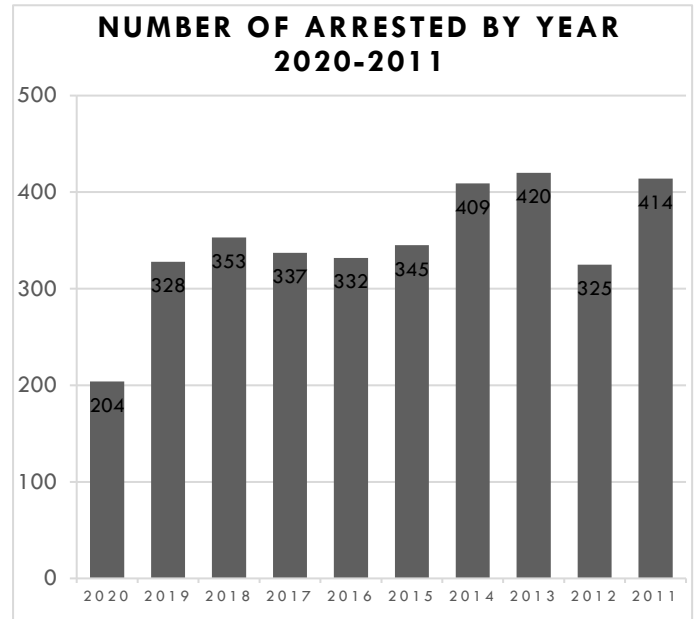
\*Numbers representative of charges and not individual people

<b>CHARGES ASSESSED BY YEAR 2020-2011</b>					
MONTH	2020	2019	2018	2017	2016
January	40	25	17	27	54
February	11	32	32	15	30
March	30	21	48	44	33
April	7	20	32	42	25
May	29	49	36	52	62
June	46	69	69	33	55
July	22	71	49	41	46
August	33	54	60	38	43
September	30	36	47	36	45
October	36	56	73	49	29
November	36	41	37	56	18
December	8	48	42	56	28
<b>TOTAL</b>	<b>328</b>	<b>522</b>	<b>542</b>	<b>489</b>	<b>468</b>
% CHANGE	-37.2%	-3.7%	+10.8%	+4.5%	-

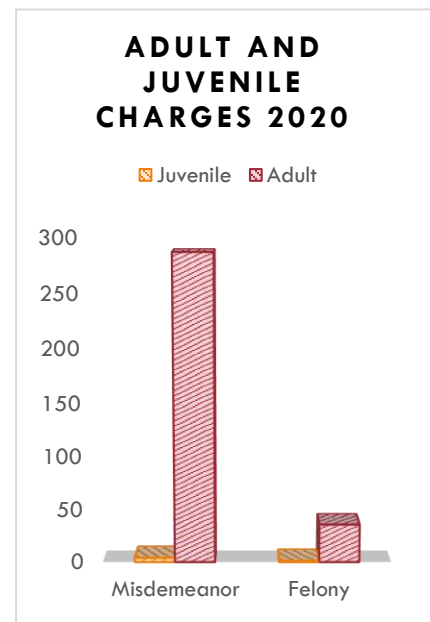
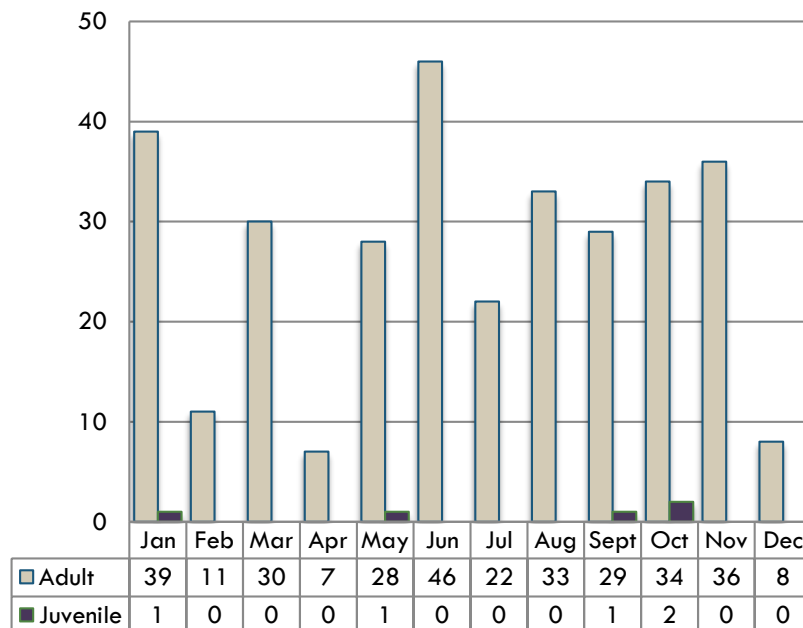


## SUMMARY OF ARRESTS

NUMBER OF PERSONS ARRESTED BY MONTH 2020-2016					
	2020	2019	2018	2017	2016
January	24	18	17	23	40
February	9	23	23	12	21
March	20	17	29	24	25
April	5	18	24	25	17
May	17	35	25	31	39
June	23	32	44	25	37
July	17	32	35	32	33
August	23	32	36	28	34
September	23	24	30	33	28
October	19	38	40	37	25
November	18	26	24	38	15
December	6	33	26	29	18
<b>TOTAL</b>	<b>204</b>	<b>328</b>	<b>353</b>	<b>337</b>	<b>332</b>
% CHANGE	-37.8%	-7.1%	+4.7%	+1.5%	-



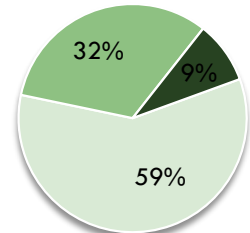
## COMPARISON OF ADULT &amp; JUVENILE ARREST CHARGES FOR 2020



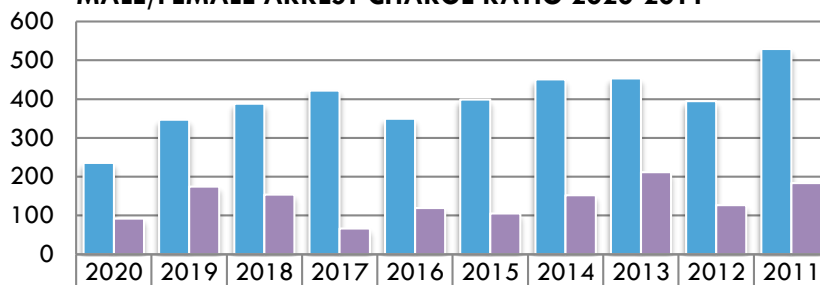


**DISTRIBUTION OF CHARGES 2020**

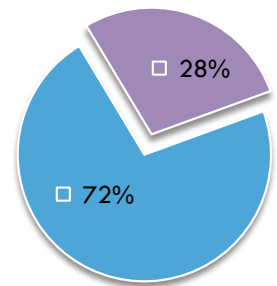
YEARLY TOTALS	ADULTS	JUVENILES	TOTALS	DRUG RELATED	ALCOHOL RELATED
ARRESTS	199	5	204	18	66
CHARGES	323	5	328		
FELONIES	36	1	37		
MISDEMEANORS	287	4	291		

**DRUG/ALCOHOL RELATED ARRESTS**

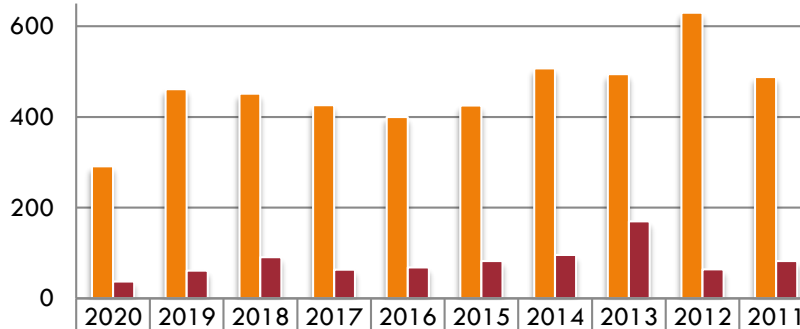
■ Non Alcohol/Drug Related  
■ Alcohol Related  
■ Drug Related

**MALE/FEMALE ARREST CHARGE RATIO 2020-2011**

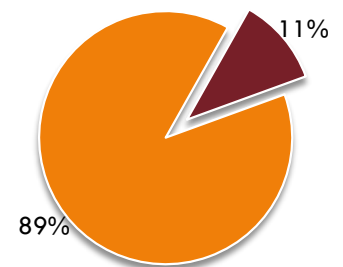
■ Males	236	347	388	422	349	399	451	453	395	529
■ Females	92	175	154	67	119	105	152	212	127	184

**MALE/FEMALE**

■ Male  
■ Female

**MISDEMEANOR/FELONY CHARGE RATIO 2020-2011**

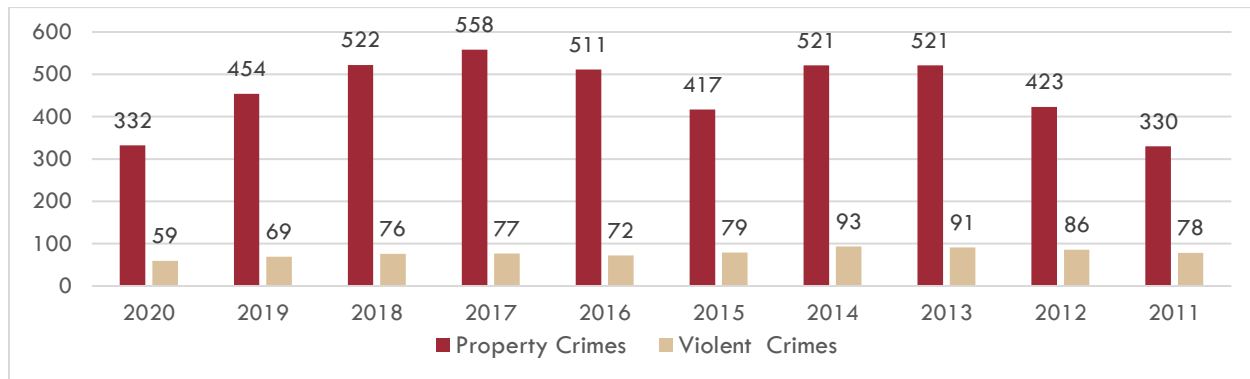
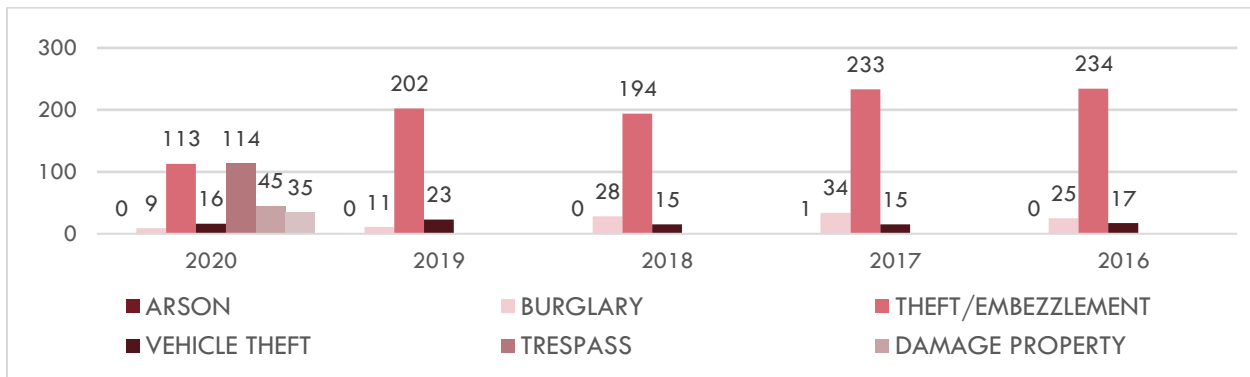
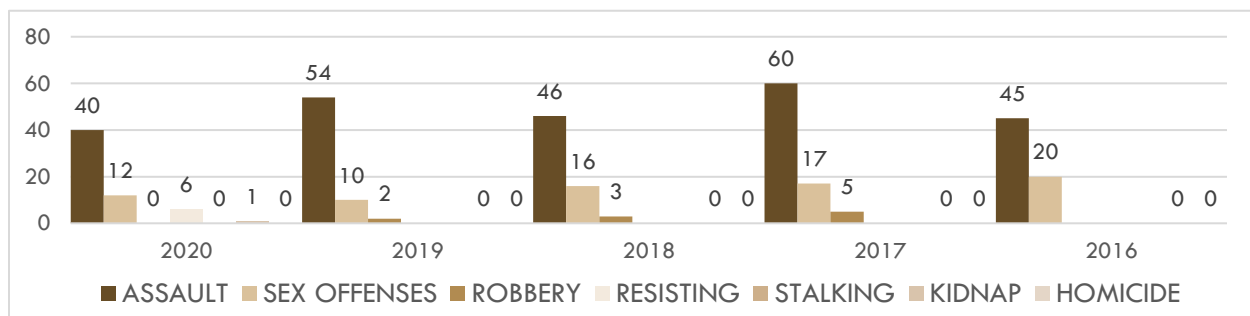
■ Misdemeanor	291	461	451	426	400	425	507	494	630	488
■ Felony	37	61	91	63	68	82	96	170	64	82

**MISDEMEANOR/FELONY**

■ Misdemeanor Charges  
■ Felony Charges

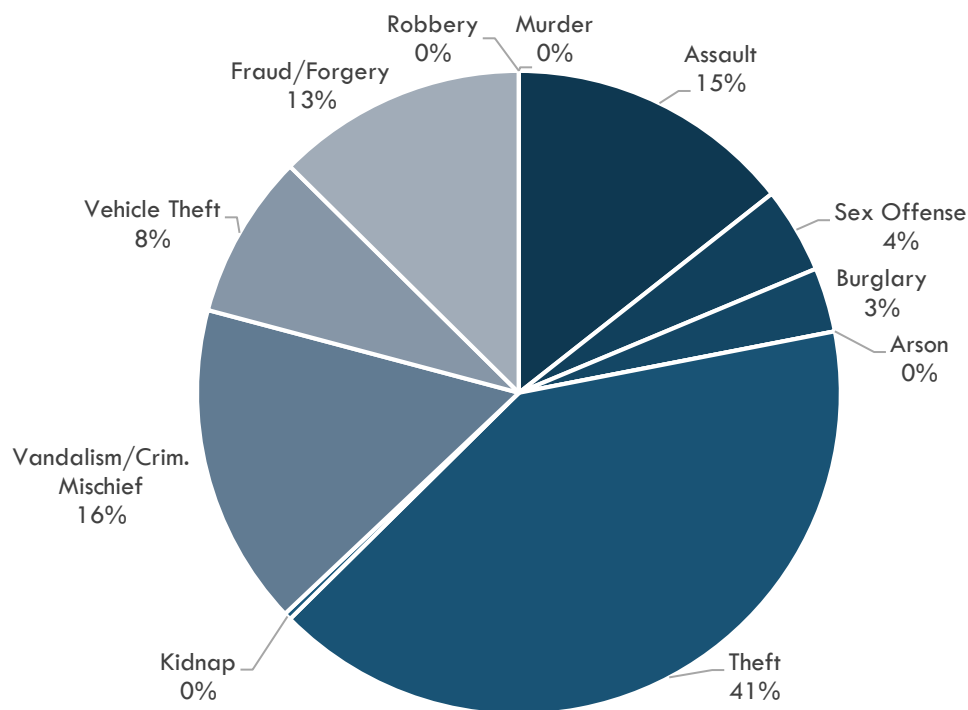
**CRIMES REPORT: PROPERTY & VIOLENT**

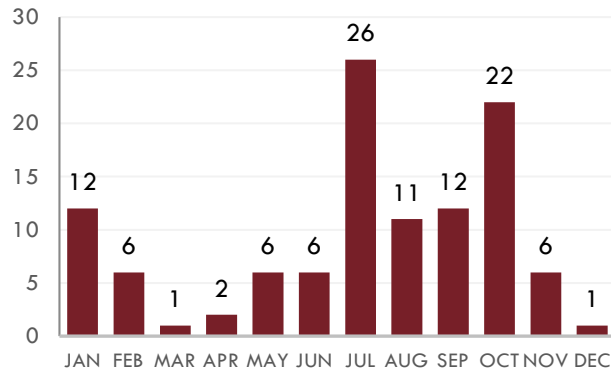
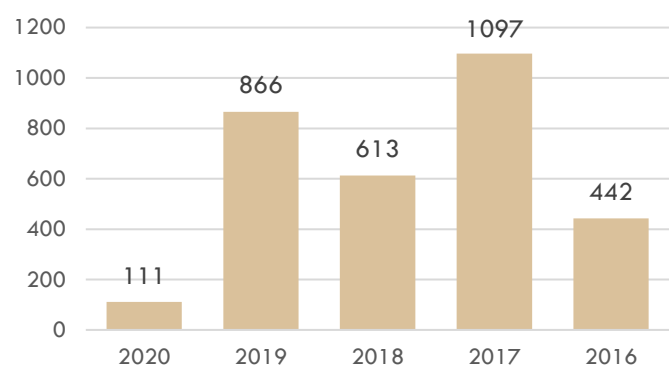
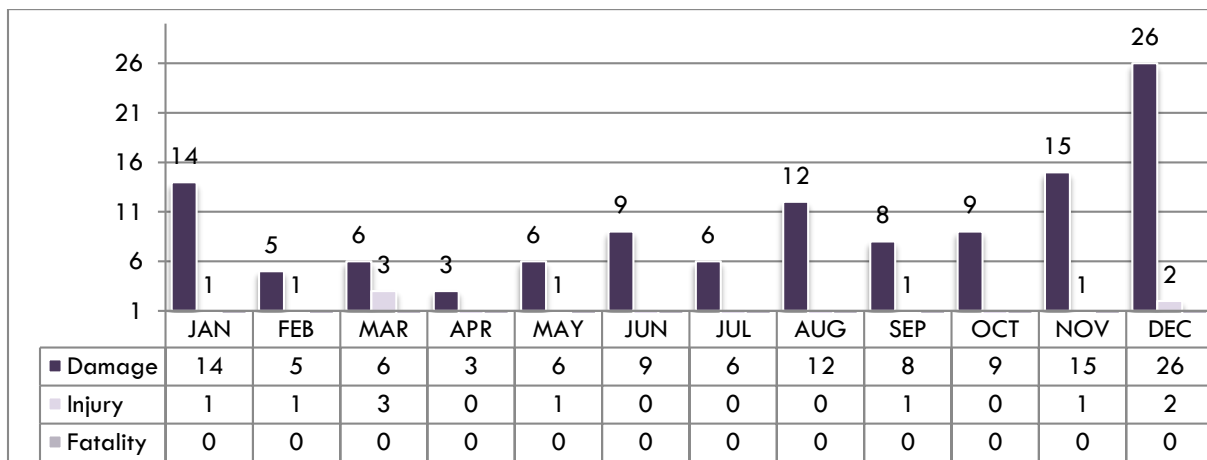
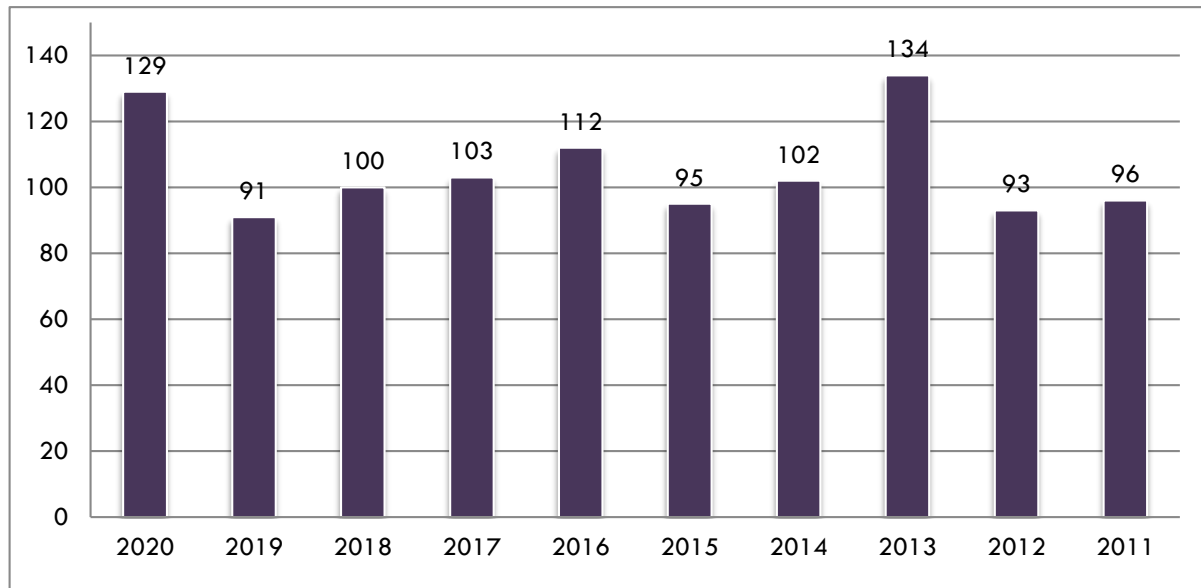
<b>PROPERTY CRIMES 2020</b>		<b>VIOLENT CRIMES 2020</b>	
ARSON	0	ASSAULT	40
BURGLARY	9	RESISTING ARREST	6
THEFT / EMBEZZLEMENT	113	ROBBERY	0
FRAUD / FORGERY	35	SEX ABUSE/ASSAULT	12
TRESPASS	114	STALKING	0
DAMAGE PROPERTY	45	KIDNAP	1
VEHICLE THEFT	16	HOMICIDE	0
<b>TOTALS</b>	<b>332</b>	<b>TOTALS</b>	<b>59</b>

**NUMBER OF REPORTED PROPERTY AND VIOLENT CRIMES 2020 - 2011****ANALYSIS OF MAJOR PROPERTY CRIMES****ANALYSIS OF MAJOR VIOLENT CRIMES**

## DISTRIBUTION OF MAJOR OFFENSE BY PERCENTAGE

Arson	=	0
Assault	=	40
Burglary	=	9
Fraud/Forgery	=	35
Kidnap	=	1
Murder	=	0
Robbery	=	0
Sex Offenses	=	12
Theft/Embezzlement	=	113
Vandalism/Criminal Mischief	=	45
Vehicle Theft	=	16



**CITATIONS 2020****TRAFFIC CITATIONS ISSUED 2020-2016****2020 MOTOR VEHICLE ACCIDENTS****MOTOR VEHICLE ACCIDENTS 2020-2011**

**HOMER COMMUNITY JAIL***Number of Prisoners Housed***2020**

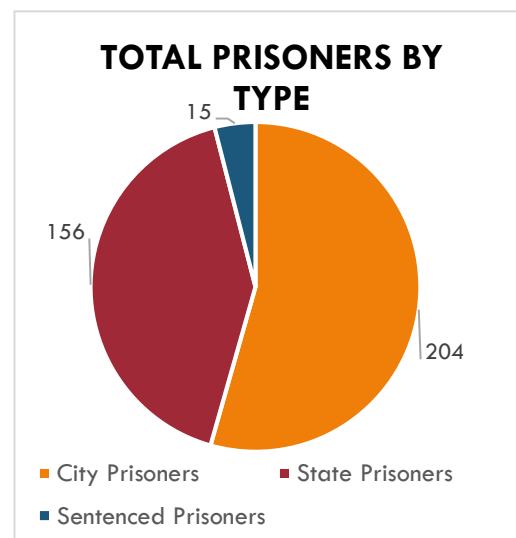
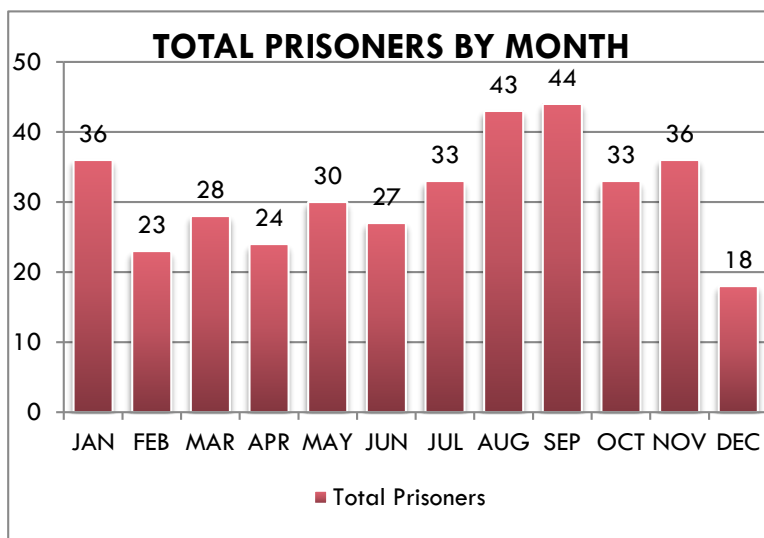
MONTH	City Prisoners	State Prisoners	Sentenced Prisoners	Total Prisoners 2020
January	18	13	5	36
February	10	10	3	23
March	16	11	1	28
April	8	16	0	24
May	17	13	0	30
June	22	5	0	27
July	18	15	0	33
August	27	12	4	43
September	22	22	0	44
October	20	12	1	33
November	23	12	1	36
December	3	15	0	18
<b>TOTALS</b>	<b>204</b>	<b>156</b>	<b>15</b>	<b>375</b>

**2019**

City Prisoners	State Prisoners	Sentenced Prisoners	Total Prisoners 2019
9	7	1	16
15	5	2	22
15	9	4	28
15	10	1	26
29	19	0	48
29	10	0	39
26	17	2	45
23	16	3	42
17	13	1	31
36	18	3	57
22	28	6	56
26	18	4	48
<b>261</b>	<b>170</b>	<b>27</b>	<b>458</b>

## NUMBER OF PRISONERS HOUSED

### 2020



**HOMER COMMUNITY JAIL***Number of Days Served by Prisoners***2020**

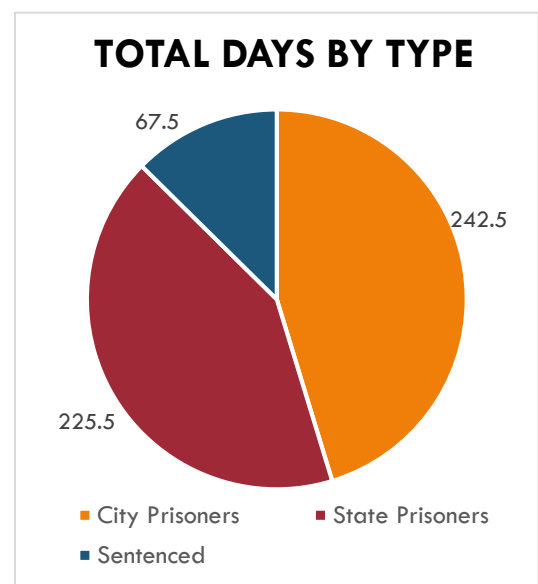
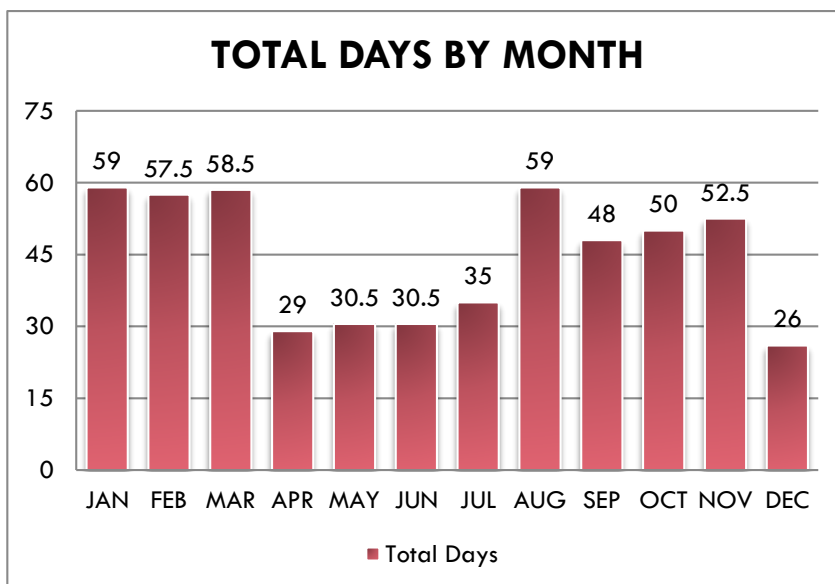
MONTH	City Prisoners	State Prisoners	Sentenced Prisoners	Total Days 2020
January	15.5	13	30.5	59
February	22	19	16.5	57.5
March	26.5	28.5	3.5	58.5
April	7	22	0	29
May	21.5	9	0	30.5
June	19.5	11	0	30.5
July	14.5	20.5	0	35
August	28.5	21.5	9	59
September	12.5	35.5	0	48
October	41.5	7.5	1	50
November	30	15.5	7	52.5
December	3.5	22.5	0	26
<b>TOTALS</b>	<b>242.5</b>	<b>225.5</b>	<b>67.5</b>	<b>535.5</b>

**2019**

City Prisoners	State Prisoners	Sentenced Prisoners	Total Days 2019
8.5	8.5	4	21
20	10.5	6.5	37
25	18.5	18	61.5
13.5	12.5	4	30
35	26	0	61
32.5	9	0	41.5
27	23.5	1.5	52
24	25	1.5	50.5
29.5	25	7	61.5
45.5	28.5	11.5	85.5
24.5	33	23.5	81
28.5	20	16.5	65
<b>313.5</b>	<b>240</b>	<b>94</b>	<b>647.5</b>

## NUMBER OF DAYS SERVED BY PRISONERS

### 2020



## GLOSSARY

**Arrests** - For each person arrested only the most serious crime is reported to the FBI by the UCR report, providing a body count.

**Assault** - An unlawful attack by one person upon another for the purpose of inflicting severe or aggravated bodily injury, or place the person in fear.

**AST** - Alaska State Troopers

**Burglary** - The unlawful entry of a structure with intent to commit a crime. The use of force to gain entry is not required to classify an offense as burglary. The unlawful entry of a structure, including motor homes, with the intent to commit a crime.

**Domestic Violence** - Those crimes against the person consisting of harassment, criminal trespass and assault. The incident is considered domestic violence when the victim is a spouse or a former spouse; a parent, grandparent, child or grandchild; a member of the social unit comprised of those living together in the same dwelling; or a person who is not a spouse or former spouse but who previously lived in a spousal relationship or is in or has been in a dating courtship, or engagement relations with the person committing the act. Domestic assault is designated in the Assault/Family categories.

**DV Writ Service (Domestic Violence Writ)** - A special type of restraining order issued by the court when convinced that the applicant has been, or will likely be, subject to domestic violence.

**DWLR/S/C** - Operating a motor vehicle while operator's license is suspended, revoked or cancelled: Violation or in some limited cases an A Misdemeanor offense.

**Fugitive from Justice** – An individual arrested on an arrest warrant from a state other than Alaska.

**HPD** - Homer Police Department

**Incident** - Initial request for service; service provided by HPD.

**NIBRS (National Incident Based Reporting System)** - Replaced UCR, effective Jan 1, 2021.

**Property Crime** - Offense involving property only. No assault to persons are involved. Categories involved: arson, burglary, embezzlement/theft, fraud, forgery, trespass, vandalism/criminal mischief, and vehicle theft.

**Robbery** - The taking or attempting to take anything of value from the care, custody, or control of a person or persons by force or threat of force or violence and/or putting the victim in fear.

**Service Request** - All offenses or services stemming from the initial incident.

**Sex Offense** - Includes such offenses as: sexual abuse/assault of a minor, exploitation of a minor, incest, indecent exposure, enticement of a minor, and other offenses against minors.

**Sexual Abuse** - Any sexual contact of a child 15 years of age or younger by someone 4 or more years older than the victim OR any sexual contact of a child under the age of eighteen by someone occupying a position of authority over that child. (The "adult" or "juvenile" classifications denote the status of the person committing the crime.)

**GLOSSARY (Cont.)**

**Sexual Assault** - Any sexual contact with another person without consent of that person. (Note that this definition uses the term “person” and does not specify that it must be a female.) The “adult” or “juvenile” classifications denote the status of the person committing the crime.

**Theft** - The unlawful taking, carrying, leading, or riding away of property from the possession or constructive possession of another. Does not include embezzlement, “con” games, forgery, and worthless checks.

**Theft I** – Theft is committed and the value of the property or service is \$25,000 or more.

**Theft II** – Theft is committed and the value of the property or service is more than \$750, but less than \$25,000 – or the property is a firearm.

**Theft III** – Theft is committed and the value of the property or service is \$250 or more, but less than \$750.

**Theft IV** – Theft is committed and the value of the property or service is less than \$250.

**Theft of Vehicle** - The theft or attempted theft of a motor vehicle. This does not include taking of a motor vehicle for temporary use by those persons having lawful access.

**TRO Violation** - Violating the terms of a domestic violence writ.

**UCR (Uniform Crime Reporting)** - A nationwide voluntary program of reporting crimes; administered by the FBI. A standard used by all participating agencies, which measures crime statistics, and trends.

**Violent Crime** - Offense involving assault to a person. Categories involved: assaults, resisting arrest, robbery, sex abuse/assault, stalking, kidnapping and murder.



Blank page.