

HOMER POLICE DEPARTMENT



2023

ANNUAL STATISTICAL REPORT

Homer Police Department

Purpose of the Report:

- To report to the citizens of Homer the yearly activity of the police department.
- To reflect upon the current criminal activity and compare it to the past.
- To identify trends and changes in criminal activity. Many factors influence these numbers including population changes, economics, reporting procedures, allocation of department personnel, and law revisions. These factors should be kept in mind while reviewing this report.

Permission is given to freely copy and use this information. Every effort is made to ensure these numbers are as accurate as possible. Any numbers found in error are corrected in the following report.

Organization of the Report:

This report contains statistics of offenses and incidents defined by the FBI in the Uniform Crime Report (UCR) as well as the statistics of offenses and incidents defined by the State of Alaska and the Homer Police Department.

UCR is a national crime reporting system administrated by the FBI. This program provides a nationwide view of crime based on the monthly submission of statistics by law enforcement agencies. UCR facilitates the comparison of the crime trends between Homer and other cities in the nation.

Source of Data:

The numbers were extracted from the 2023 Incident and Arrest Logs, monthly reports and past yearly reports kept by the Homer Police Department.

Homer Police Department Goals

- Actively and aggressively investigate all criminal activity that occurs within the City of Homer.
- Work with the community to address citizen concerns and create a positive and safe environment for growth and public prosperity.
- Promote and maintain crime prevention activities with an emphasis on citizen involvement, public awareness and education.
- Maintain a highly trained, professional police force that is prepared to respond to all emergencies and provide a rapid and safe resolution to all calls for service.

Homer Police Department Mission Statement

To protect the public from criminal wrong doing, keep the peace and maintain order, assist in the orderly flow of traffic, serve the public in times of emergency and enforce the law of the land.

Copies of this document may be obtained from:

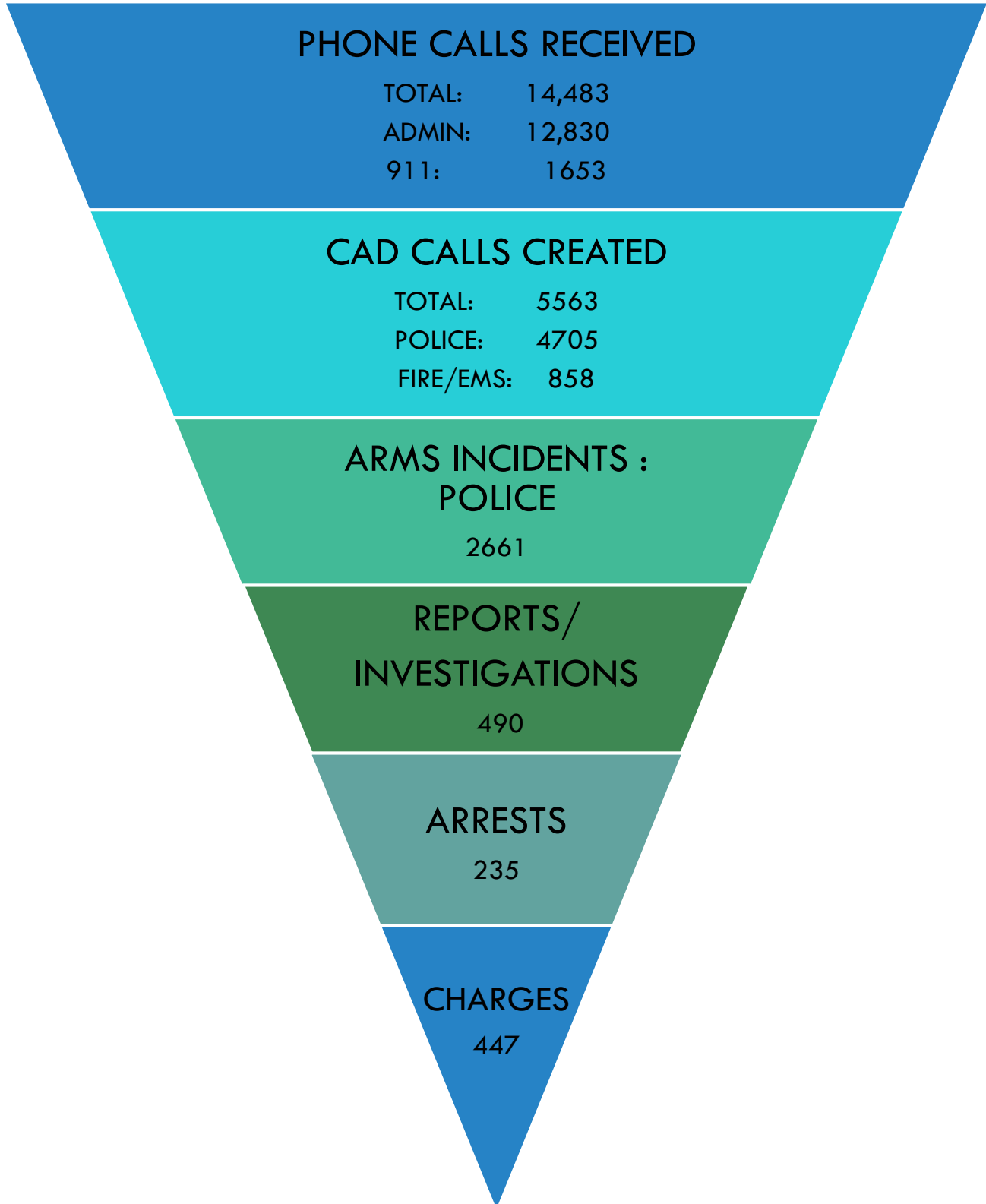
Homer Police Department
Mark H. Robl, Chief of Police
625 Grubstake Avenue
Homer, AK 99603
Ph: (907) 235-3150
Fax: (907) 235-3151
Email: police@ci.homer.ak.us

TABLE OF CONTENTS

HOMER POLICE DEPARTMENT.....4
DISPATCH SNAPSHOT: 20234
HOMER PSAP CALL VOLUME.....5
CAD TOTALS BY AGENCY 20235
REPORTED CAD CALL BY TYPE 20236
REPORTED ARMS INCIDENTS BY TYPE 2023.....7
REPORTED ARMS INCIDENTS BY MONTH 2023-20198
REPORTED ARMS INCIDENTS BY YEAR 2023-20148
SUMMARY OF ARREST CHARGES9
SUMMARY OF ARRESTS..... 10
MALE/FEMALE ARREST RATIO 2023-2014 10
COMPARISON OF ADULT & JUVENILE ARREST CHARGES 2023 11
DISTRIBUTION OF CHARGES 2023..... 11
CHARGE DISTRIBUTION BY YEAR 2023-2014 11
CRIMES REPORT: PROPERTY & VIOLENT 2023 12
NUMBER OF REPORTED INCIDENTS: PROPERTY & VIOLENT CRIMES 2023-2014 12
ANALYSIS OF INCIDENTS: MAJOR PROPERTY CRIMES 2023-2019**Error! Bookmark not defined.**
ANALYSIS OF INCIDENTS: MAJOR VIOLENT CRIMES 2023-2019**Error! Bookmark not defined.**
DISTRIBUTION OF MAJOR OFFENSE CHARGES 2023..... 13
CITATIONS 2023..... 14
MOTOR VEHICLE ACCIDENTS BY MONTH 2023 14
HOMER COMMUNITY JAIL..... 15
NUMBER OF PRISONERS HOUSED 2023-2022 15
NUMBER OF PRISONERS HOUSED BY MONTH 2023..... 15
NUMBER OF DAYS SERVED 2023-2022 16
TOTAL DAYS SERVED BY MONTH 2023 16
TOTAL PRISONERS HOUSED BY YEAR 2023-2018 17
TOTAL DAYS SERVED BY YEAR 2023-2018..... 17
GLOSSARY 18

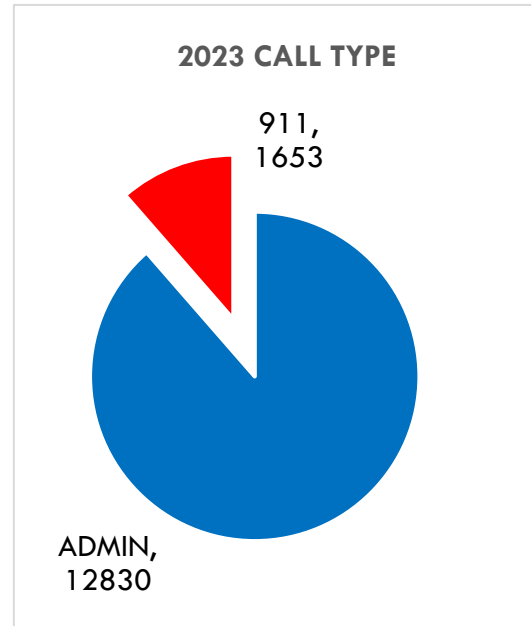
HOMER POLICE DEPARTMENT

DISPATCH SNAPSHOT: 2023

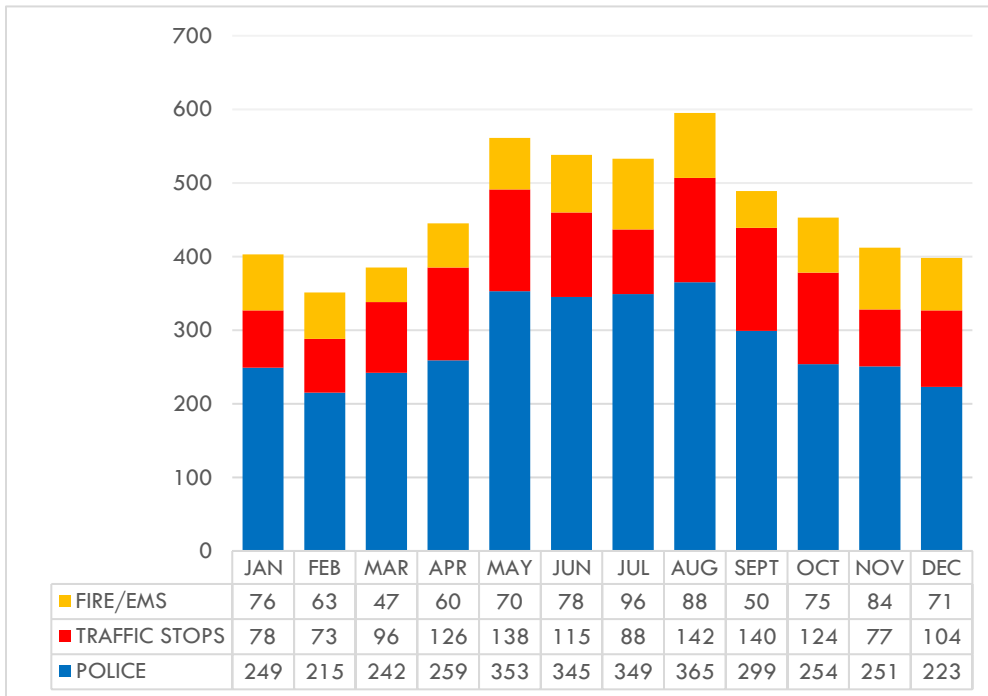


HOMER PSAP CALL VOLUME

| MONTH | 2023 CALLS | 2022 CALLS | 2021 CALLS |
|-----------------|---------------|---------------|---------------|
| January | 1440 | 1287 | - |
| February | 904 | 1131 | - |
| March | 1087 | 1310 | - |
| April | 1162 | 1434 | - |
| May | 1328 | 1585 | - |
| June | 1295 | 1773 | - |
| July | 1565 | 1469 | 1957 |
| August | 1371 | 1591 | 1945 |
| September | 1131 | 1420 | 1894 |
| October | 1183 | 1264 | 1529 |
| November | 1106 | 1070 | 1241 |
| December | 911 | 1243 | 1397 |
| TOTAL | 14,483 | 16,577 | - |
| % CHANGE | -12.6% | - | - |



CAD TOTALS BY AGENCY 2023



**CAD TOTALS 2023
POLICE**

| | |
|--------------|-------------|
| January | 403 |
| February | 351 |
| March | 385 |
| April | 445 |
| May | 561 |
| June | 538 |
| July | 533 |
| August | 595 |
| September | 489 |
| October | 453 |
| November | 412 |
| December | 398 |
| TOTAL | 5563 |

REPORTED CAD CALL BY TYPE 2023

| CAD CALL TYPE | 2023 | CAD CALL TYPE | 2023 |
|--------------------------------------|-------------|----------------------------------|-------------|
| 911 Hang Up | 599 | Missing Person | 7 |
| Abandoned Vehicle | 54 | Murder/homicide | 2 |
| Aircraft | 3 | Noise Complaint | 33 |
| Alarm | 104 | Off Highway Vehicle Complaint | 4 |
| Animal Call | 145 | Patrol Request | 38 |
| Arson | 0 | Parking Complaint | 39 |
| Assault | 38 | Pedestrian Contact | 5 |
| Agency Assist | 19 | Probation | 45 |
| Assist Medical | 56 | Public Appearance/com relations | 18 |
| Assist Motorist | 9 | Recovered Stolen Property | 0 |
| Assist Public | 81 | Recovered Stolen Vehicle | 0 |
| Burglary | 7 | REDDI Report | 212 |
| Child Abuse | 1 | Robbery | 0 |
| Civil Issue /citizen assist /dispute | 218 | Security Check | 65 |
| Collision | 123 | Serve Court Documents | 10 |
| Computer Crime | 0 | Sex Offense | 22 |
| Counter Traffic | 26 | Sex Offender Registration | 8 |
| Damage Property/criminal mischief | 15 | Search and Rescue | 1 |
| Deceased person/Comfort One | 15 | Special Assignment | 9 |
| Disturbance | 284 | Stalking | 3 |
| Dispatch Task | 438 | Suspicious Circumstances | 216 |
| Drugs | 16 | Suicidal Subject | 50 |
| Driving Under the Influence | 7 | Theft – Non Vehicle | 98 |
| DVRO related | 19 | Theft – Vehicle | 6 |
| Endangerment /Report of Harm | 4 | Terroristic Threatening | 3 |
| Emergency Message/NOK | 11 | Traffic | 144 |
| Escape | 0 | Traffic Stops | 1219 |
| Eviction | 2 | Transport Prisoner | 17 |
| Extort / Blackmail | 0 | Trespass | 60 |
| Fire | 4 | Unknown problem | 10 |
| Forgery / Fraud | 49 | VID | 34 |
| Follow Up | 93 | Violate Conditions of Release | 10 |
| Harassment | 53 | Warrant Arrest | 98 |
| HAZMAT | 0 | Weapons Offense | 1 |
| Hit and Run | 21 | Welfare Check | 268 |
| Human Trafficking | 0 | Wildlife Call | 3 |
| Info Only | 382 | | |
| Intoxicated Pedestrian | 13 | | |
| Juvenile Problem/Runaway | 21 | | |
| Kidnap | 0 | | |
| Liquor Laws | 3 | | |
| Litter / Illegal Dumping | 7 | | |
| Lost / Found Property | 34 | TOTAL POLICE CAD CFS 2023 | 4705 |

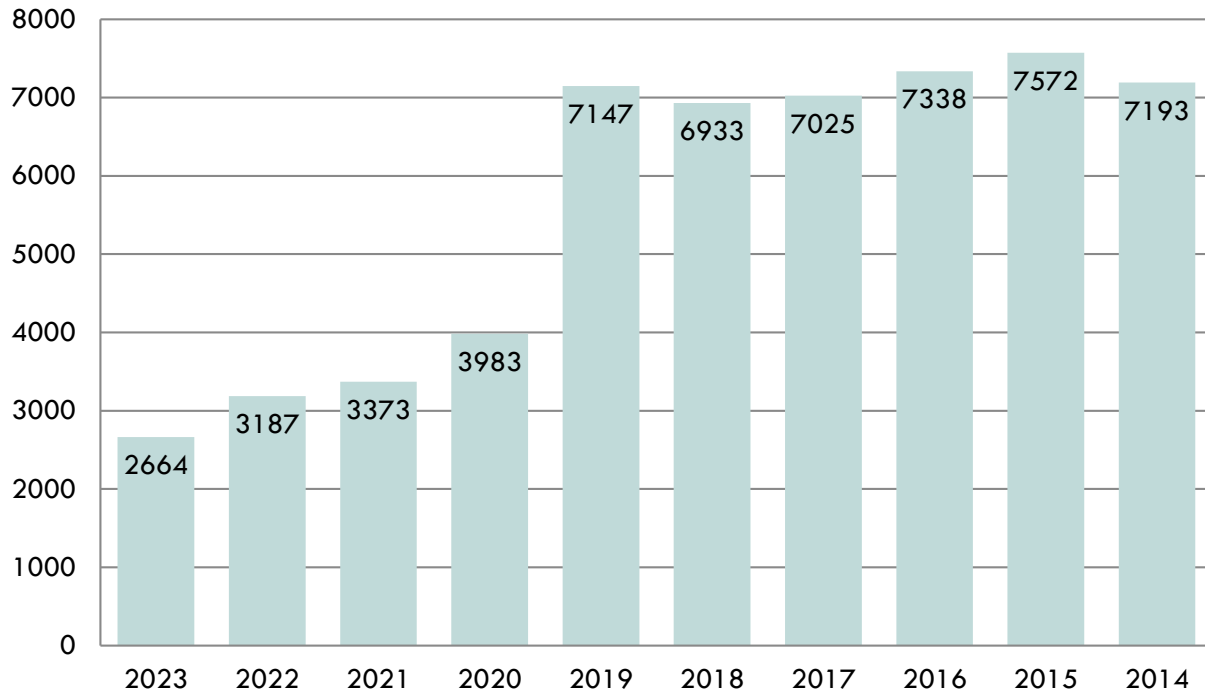
REPORTED ARMS INCIDENTS BY TYPE 2023

| CALL CODE | 2023 | CALL CODE | 2023 |
|----------------------------------|-------------|-------------------------------|-------------|
| 911 Hang Up | 171 | Human Trafficking | 0 |
| Abandoned Vehicle | 34 | Kidnap | 0 |
| Accident – non Vehicle | 0 | Liquor Laws | 5 |
| Aircraft | 0 | Litter / Illegal Dumping | 5 |
| Alarm | 94 | Lost / Found Property | 11 |
| Animal Call | 69 | Miscellaneous | 2 |
| Arson | 0 | Missing Person | 9 |
| Assault | 45 | Murder | 1 |
| Agency Assist | 162 | Off Highway Vehicle Complaint | 3 |
| Assist Medical | 44 | Patrol Request | 35 |
| Assist Motorist | 24 | Public Appearance | 18 |
| Assist Public | 91 | Public Order | 0 |
| Burglary | 4 | Recovered Stolen Property | 1 |
| Child Support | 0 | Recovered Stolen Vehicle | 0 |
| Citizen Feedback | 0 | REDDI Report | 191 |
| Civil Issue | 134 | Remains Unknown | 0 |
| Collision | 130 | Robbery | 0 |
| Commercial Vehicle Offense | 0 | Security Check | 0 |
| Computer Crime | 0 | Serve Court Documents | 34 |
| Custodial Interference | 2 | Sex Offense | 22 |
| Damage Property | 36 | Stalking | 2 |
| Deceased person | 22 | Sex Offender Registration | 6 |
| Disturbance | 233 | Suspicious Circumstances | 252 |
| Drugs | 26 | Terroristic Threatening | 4 |
| Driving Under the Influence | 78 | Theft – Non Vehicle | 71 |
| Endangerment - Adult | 1 | Theft – Vehicle | 4 |
| Endangerment - Child | 5 | Traffic | 97 |
| Escape/Evade | 1 | Transport | 2 |
| Extort / Blackmail | 4 | Trespass | 73 |
| Fire | 1 | Violate Conditions of Release | 39 |
| Forgery / Fraud | 37 | Warrant Arrest | 27 |
| Fugitive from Justice | 2 | Weapons Offense | 3 |
| Gaming Laws | 0 | Welfare Check | 250 |
| Harassment | 45 | Search and Rescue | 0 |
| HAZMAT | 0 | Wildlife Call | 1 |
| TOTAL ARMS INCIDENTS 2023 | | | 2661 |

REPORTED ARMS INCIDENTS BY MONTH 2023-2019

| MONTH | 2023 INCIDENTS | 2022 INCIDENTS | 2021 INCIDENTS | 2020 INCIDENTS | 2019 INCIDENTS |
|------------------|---------------------------|---------------------------|---------------------------|---------------------------|---------------------------|
| January | 265 | 245 | 215 | 425 | 432 |
| February | 217 | 240 | 198 | 433 | 371 |
| March | 234 | 251 | 212 | 341 | 469 |
| April | 181 | 238 | 246 | 308 | 525 |
| May | 219 | 316 | 319 | 361 | 681 |
| June | 203 | 344 | 343 | 335 | 714 |
| July | 255 | 335 | 413 | 370 | 855 |
| August | 272 | 290 | 346 | 391 | 828 |
| September | 234 | 271 | 318 | 317 | 621 |
| October | 198 | 238 | 289 | 244 | 688 |
| November | 200 | 189 | 235 | 236 | 482 |
| December | 186 | 230 | 239 | 222 | 481 |
| TOTAL | 2664 | 3187 | 3373 | 3983 | 7147 |
| % CHANGE | -16.4% | -5.8% | -15.3% | -44.2% | +3.1% |

REPORTED ARMS INCIDENTS BY YEAR 2023-2014

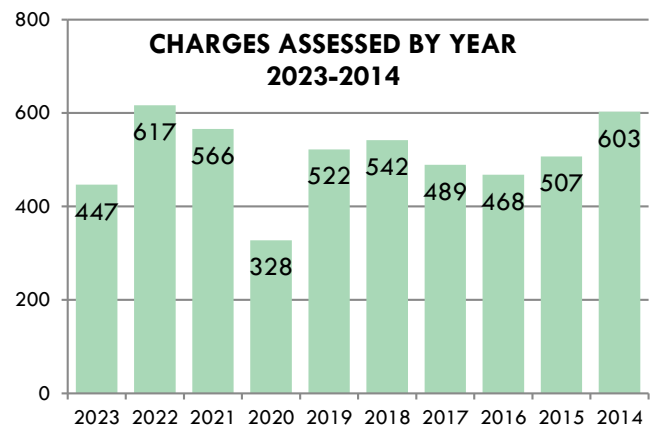


SUMMARY OF ARREST CHARGES*

| Group A CHARGES | 2023 | 2022 | 2023 | |
|---|------------|------------|------------|-----------|
| | | | Adult | Juv |
| Animal Cruelty | 0 | 0 | 0 | |
| Arson | 0 | 0 | 0 | |
| Assault: Simple | 27 | 45 | 26 | 1 |
| Assault: Aggravated | 18 | 29 | 17 | 1 |
| Assault: Intimidation | 0 | 0 | 0 | |
| Burglary | 2 | 5 | 2 | |
| Counterfeiting/Forgery | 0 | 0 | 0 | |
| Destruction/Damage/Vandalism | 18 | 29 | 18 | |
| Drugs: MICS I | 0 | 0 | 0 | |
| Drugs: MICS II | 9 | 9 | 9 | |
| Drugs MICS III | 11 | 7 | 11 | |
| Drugs MICS IV-MICS VI | 43 | 26 | 41 | 2 |
| Embezzlement | 0 | 0 | 0 | |
| Fraud | 0 | 7 | 0 | |
| Gambling | 0 | 0 | 0 | |
| Homicide/Murder | 1 | 4 | 1 | |
| Human trafficking | 0 | 0 | 0 | |
| Kidnap | 0 | 1 | 0 | |
| Larceny: Theft I | 0 | 0 | 0 | |
| Larceny: Theft II | 2 | 3 | 2 | |
| Larceny: Theft III | 3 | 0 | 3 | |
| Larceny: Theft IV | 16 | 22 | 13 | 3 |
| Larceny: Vehicle Theft | 1 | 3 | 1 | |
| Prostitution | 0 | 0 | 0 | |
| Pornography/Obscene Material | 3 | 0 | 3 | |
| Robbery | 2 | 0 | 2 | |
| Sex Offenses | 8 | 10 | 8 | |
| Weapons Offense | 46 | 14 | 46 | |
| Group B CHARGES | | | | |
| Disorderly Conduct | 17 | 30 | 17 | |
| Driving While Intoxicated | 81 | 76 | 77 | 4 |
| Refuse Chemical Test(Misd or Felony) | 14 | 22 | 14 | |
| Liquor Law Violations | 6 | 3 | 4 | 2 |
| Trespass | 13 | 21 | 13 | |
| Reckless Endangerment | 7 | 7 | 7 | |
| Resisting Arrest | 4 | 7 | 4 | |
| TRO Violation | 1 | 11 | 1 | |
| Unlawful Contact 1 st /2 nd Degree (DV) | 0 | 68 | 0 | |
| Vehicle Tampering | 0 | 3 | 0 | |
| Violation of Conditions of Release | 57 | 86 | 57 | |
| <i>Warrant Arrest (FTA) **</i> | 55 | 59 | 55 | |
| <i>Fugitive from Justice **</i> | 1 | 1 | 1 | |
| Probation Violation | 0 | 0 | 0 | |
| Protective Custody | 0 | 0 | 0 | |
| Harassment | 6 | 3 | 6 | |
| Obstruct Justice | 4 | 21 | 4 | |
| Traffic Offenses/Other | 27 | 45 | 26 | 1 |
| TOTAL CHARGES | 447 | 617 | 433 | 14 |

*Numbers representative of charges and not individual people

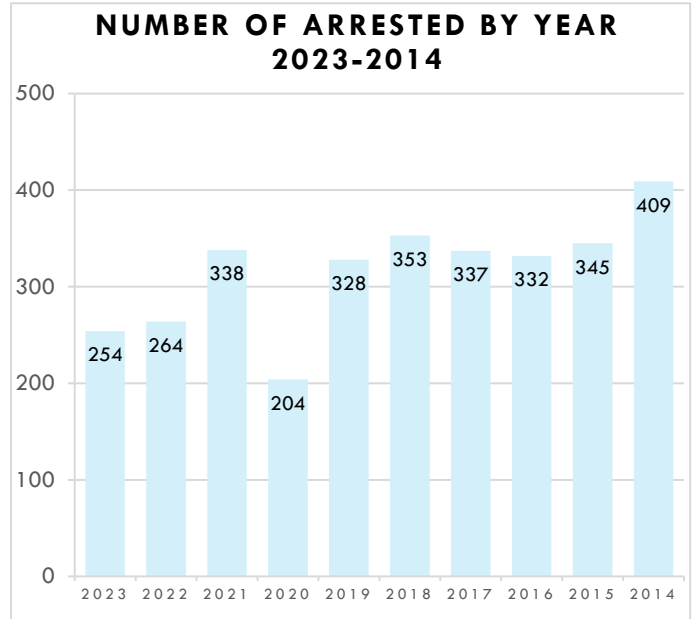
| CHARGES ASSESSED BY MONTH 2023-2019 | | | | | |
|--|---------------|--------------|--------------|---------------|--------------|
| MONTH | 2023 | 2022 | 2021 | 2020 | 2019 |
| January | 27 | 68 | 45 | 40 | 25 |
| February | 28 | 70 | 41 | 11 | 32 |
| March | 24 | 82 | 9 | 30 | 21 |
| April | 31 | 63 | 56 | 7 | 20 |
| May | 24 | 47 | 69 | 29 | 49 |
| June | 54 | 56 | 46 | 46 | 69 |
| July | 82 | 41 | 44 | 22 | 71 |
| August | 26 | 36 | 39 | 33 | 54 |
| September | 54 | 66 | 106 | 30 | 36 |
| October | 40 | 8 | 32 | 36 | 56 |
| November | 27 | 43 | 45 | 36 | 41 |
| December | 30 | 37 | 34 | 8 | 48 |
| TOTAL | 447 | 617 | 566 | 328 | 522 |
| % CHANGE | -27.5% | +8.2% | +72.5 | -37.2% | -3.7% |



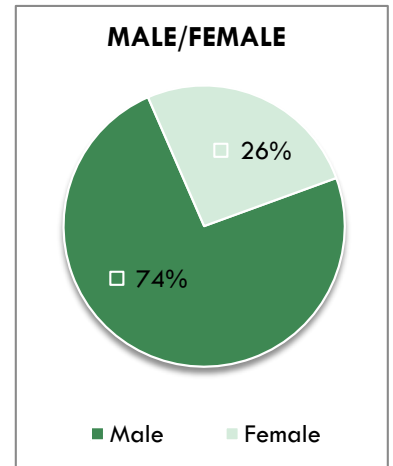
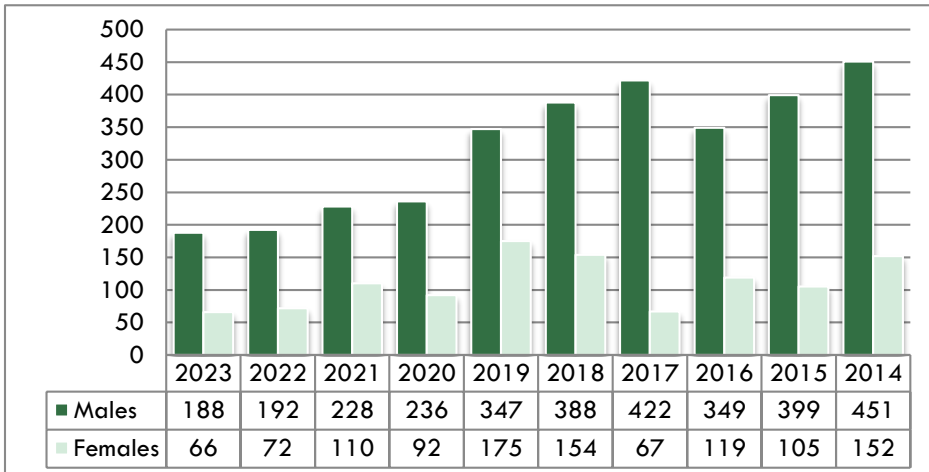
**Warrant Arrest and Fugitive from Justice totals not counted in total charges numbers as they are not new charges.

SUMMARY OF ARRESTS

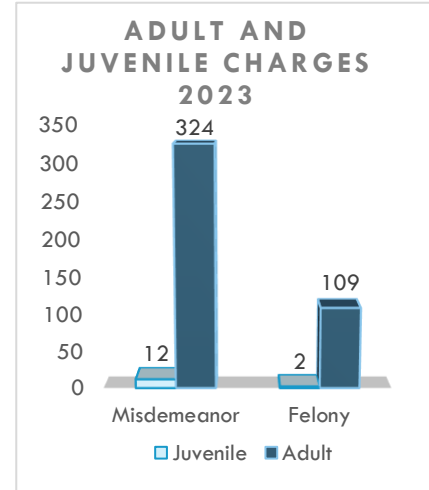
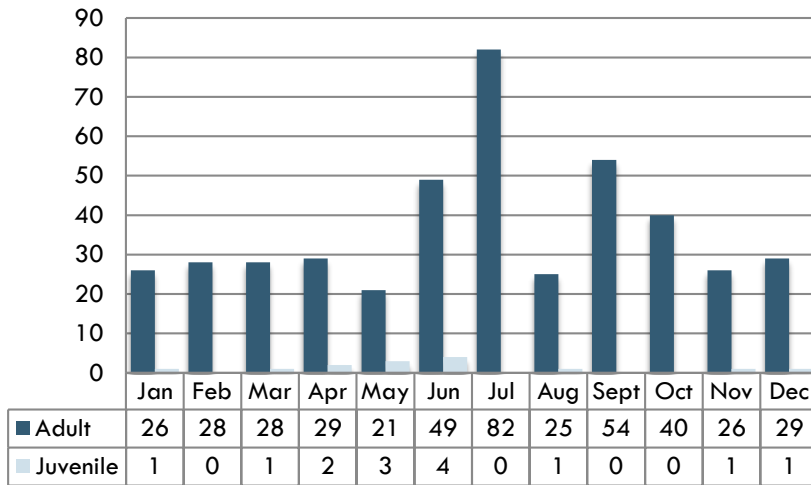
| NUMBER OF PERSONS ARRESTED BY MONTH 2023-2019 | | | | | |
|--|------------|------------|------------|------------|------------|
| | 2023 | 2022 | 2021 | 2020 | 2019 |
| January | 22 | 21 | 25 | 24 | 18 |
| February | 20 | 20 | 21 | 9 | 23 |
| March | 18 | 28 | 10 | 20 | 17 |
| April | 19 | 22 | 25 | 5 | 18 |
| May | 18 | 21 | 43 | 17 | 35 |
| June | 28 | 30 | 36 | 23 | 32 |
| July | 30 | 25 | 34 | 17 | 32 |
| August | 19 | 21 | 30 | 23 | 32 |
| September | 27 | 31 | 37 | 23 | 24 |
| October | 22 | 7 | 25 | 19 | 38 |
| November | 15 | 19 | 27 | 18 | 26 |
| December | 16 | 19 | 25 | 6 | 33 |
| TOTAL | 254 | 264 | 338 | 204 | 328 |
| % CHANGE | -3% | -28% | +50.8% | -37.8% | -7.1% |



MALE/FEMALE ARREST RATIO 2023-2014

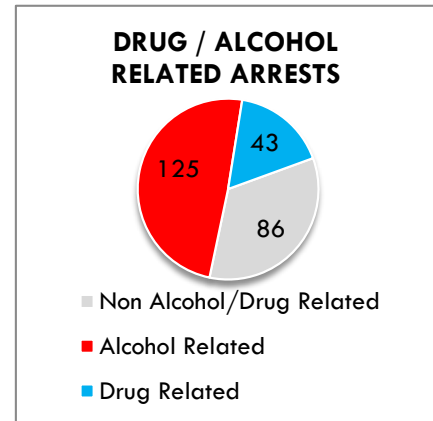


COMPARISON OF ADULT & JUVENILE ARREST CHARGES 2023

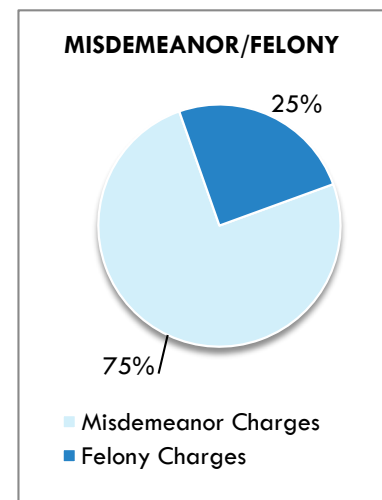
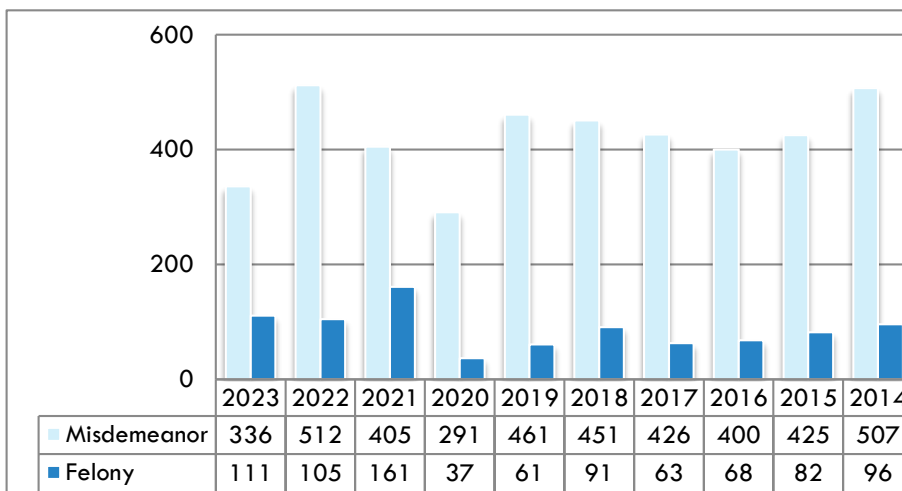


DISTRIBUTION OF CHARGES 2023

| YEARLY TOTALS | ADULTS | JUVENILES | TOTALS | DRUG RELATED | ALCOHOL RELATED |
|---------------|--------|-----------|--------|--------------|-----------------|
| ARRESTS | 243 | 11 | 254 | 43 | 125 |
| CHARGES | 435 | 14 | 447 | | |
| FELONIES | 109 | 2 | 111 | | |
| MISDEMEANORS | 324 | 12 | 336 | | |
| Warrants | 56 | 0 | 56 | | |



CHARGE DISTRIBUTION BY YEAR 2023-2014

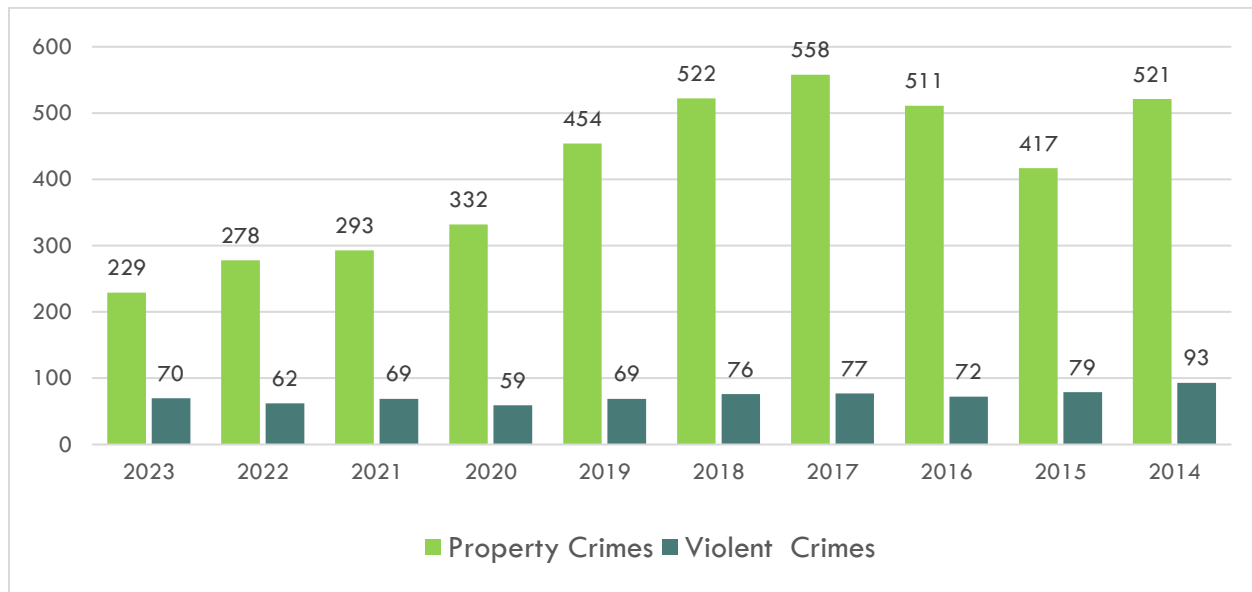


CRIMES REPORT: PROPERTY & VIOLENT 2023

| PROPERTY CRIMES | 2023 | | 2022 | 2021 | 2020 | 2019 |
|----------------------|--------------------|-------------------|------------|------------|------------|------------|
| | Reported Incidents | Charges presented | | | | |
| ARSON | 0 | 0 | 0 | 0 | 0 | 0 |
| BURGLARY | 4 | 2 | 6 | 15 | 9 | 11 |
| THEFT / EMBEZZLEMENT | 71 | 21 | 93 | 99 | 113 | 202 |
| FRAUD / FORGERY | 41 | 0 | 7 | 5 | 35 | 0 |
| TRESPASS | 73 | 13 | 103 | 113 | 114 | 0 |
| DAMAGE PROPERTY | 36 | 18 | 34 | 33 | 45 | 0 |
| VEHICLE THEFT | 4 | 1 | 15 | 28 | 16 | 23 |
| TOTALS | 229 | 55 | 258 | 293 | 332 | 236 |

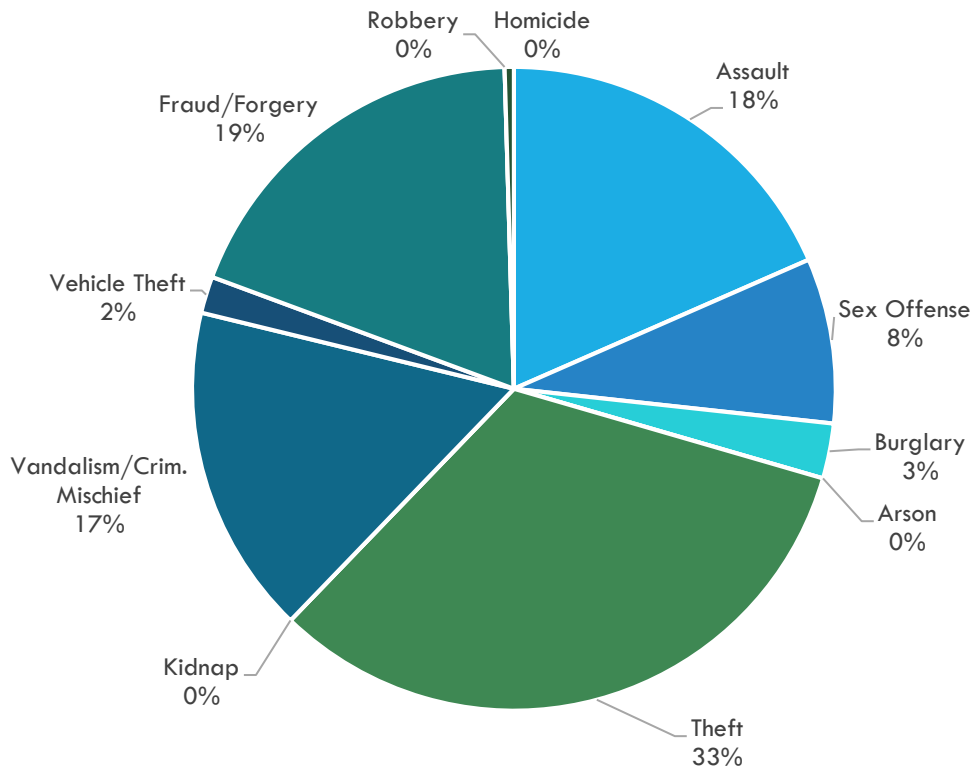
| VIOLENT CRIMES 2023 | 2023 | | 2022 | 2021 | 2020 | 2019 |
|---------------------|--------------------|-------------------|-----------|-----------|-----------|-----------|
| | Reported Incidents | Charges presented | | | | |
| ASSAULT | 45 | 41 | 40 | 38 | 40 | 54 |
| RESISTING ARREST | 0 | 4 | 0 | 10 | 6 | 0 |
| ROBBERY | 0 | 2 | 0 | 1 | 0 | 2 |
| SEX ABUSE/ASSAULT | 22 | 8 | 18 | 19 | 12 | 10 |
| STALKING | 2 | 0 | 4 | 1 | 0 | 0 |
| KIDNAP | 0 | 0 | 0 | 0 | 1 | 0 |
| HOMICIDE | 1 | 1 | 0 | 0 | 0 | 0 |
| TOTALS | 70 | 56 | 62 | 70 | 59 | 56 |

NUMBER OF REPORTED INCIDENTS: PROPERTY & VIOLENT CRIMES 2023-2014

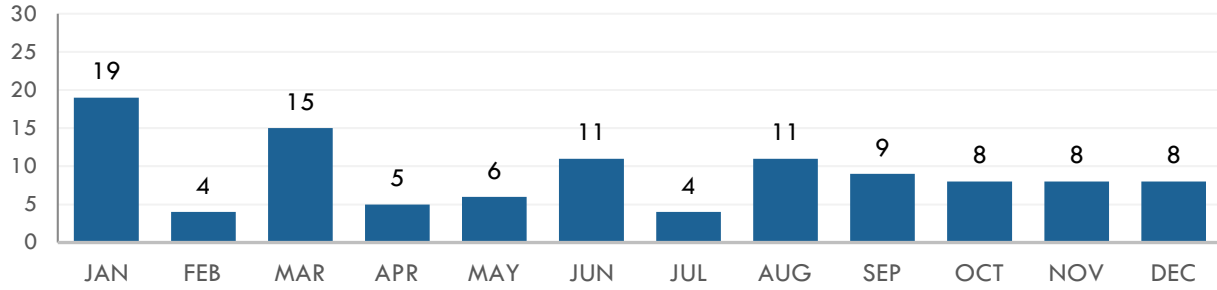


DISTRIBUTION OF MAJOR OFFENSE CHARGES 2023

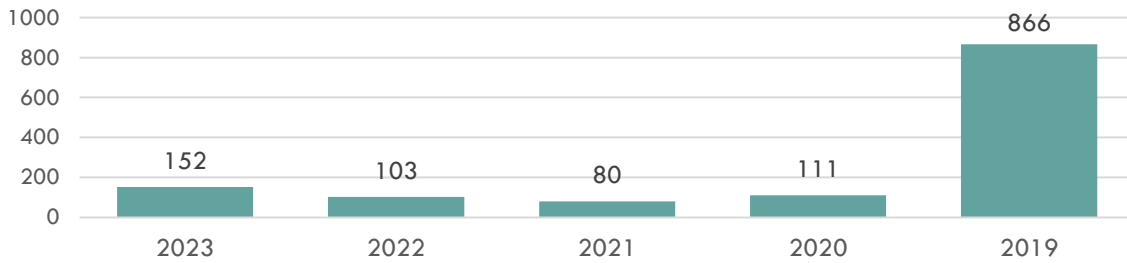
| <u>TYPE</u> | <u>NUMBER OF INCIDENTS</u> |
|-----------------------------|----------------------------|
| Arson | = 0 |
| Assault | = 45 |
| Burglary | = 4 |
| Fraud/Forgery | = 41 |
| Kidnap | = 0 |
| Homicide | = 1 |
| Robbery | = 0 |
| Sex Offenses | = 22 |
| Theft/Embezzlement | = 71 |
| Vandalism/Criminal Mischief | = 36 |
| Vehicle Theft | = 4 |



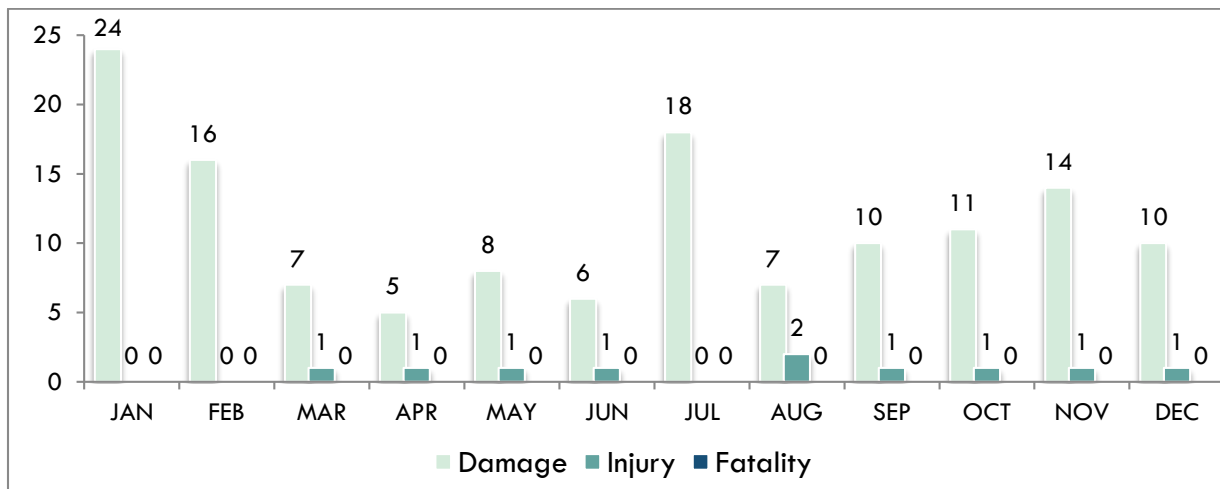
CITATIONS 2023



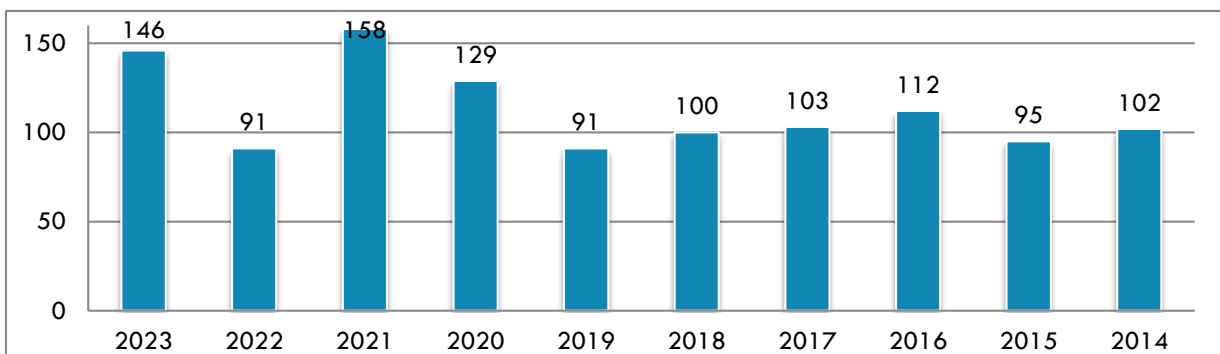
TRAFFIC CITATIONS ISSUED 2023-2019



MOTOR VEHICLE ACCIDENTS BY MONTH 2023



MOTOR VEHICLE ACCIDENTS BY YEAR 2023-2014



HOMER COMMUNITY JAIL

NUMBER OF PRISONERS HOUSED 2023-2022

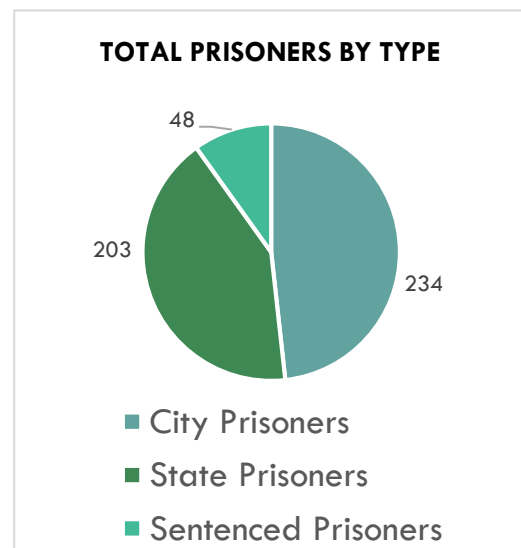
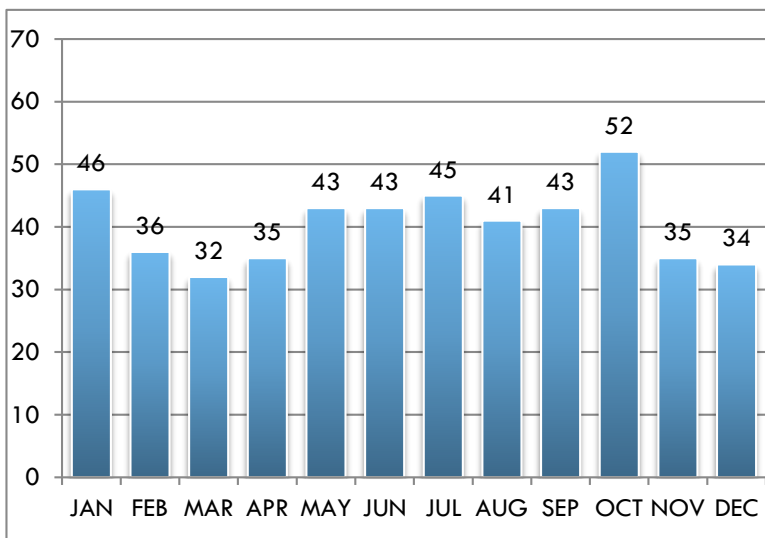
2023

| MONTH | City Prisoners | State Prisoners | Sentenced Prisoners | Total Prisoners 2023 |
|---------------|----------------|-----------------|---------------------|----------------------|
| January | 21 | 23 | 2 | 46 |
| February | 19 | 15 | 2 | 36 |
| March | 14 | 15 | 3 | 32 |
| April | 19 | 15 | 1 | 35 |
| May | 20 | 20 | 3 | 43 |
| June | 29 | 10 | 4 | 43 |
| July | 26 | 17 | 2 | 45 |
| August | 19 | 13 | 9 | 41 |
| September | 20 | 19 | 4 | 43 |
| October | 18 | 27 | 7 | 52 |
| November | 15 | 12 | 8 | 35 |
| December | 14 | 17 | 3 | 34 |
| TOTALS | 234 | 203 | 48 | 485 |

2022

| City Prisoners | State Prisoners | Sentenced Prisoners | Total Prisoners 2022 |
|----------------|-----------------|---------------------|----------------------|
| 20 | 15 | 3 | 38 |
| 27 | 9 | 2 | 38 |
| 28 | 15 | 0 | 43 |
| 22 | 13 | 5 | 40 |
| 23 | 21 | 2 | 46 |
| 33 | 18 | 5 | 56 |
| 25 | 21 | 1 | 47 |
| 24 | 18 | 4 | 46 |
| 31 | 15 | 3 | 49 |
| 9 | 21 | 2 | 32 |
| 21 | 19 | 3 | 43 |
| 16 | 19 | 6 | 41 |
| 279 | 204 | 36 | 519 |

NUMBER OF PRISONERS HOUSED BY MONTH 2023



NUMBER OF DAYS SERVED 2023-2022

2023

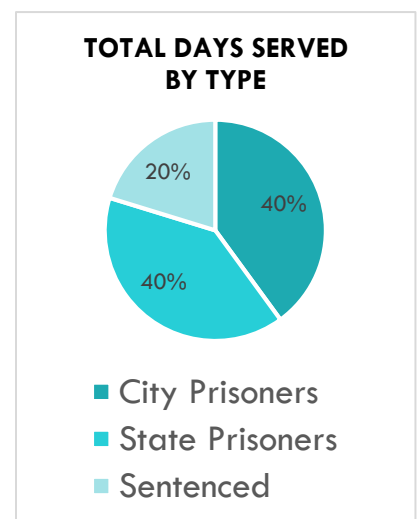
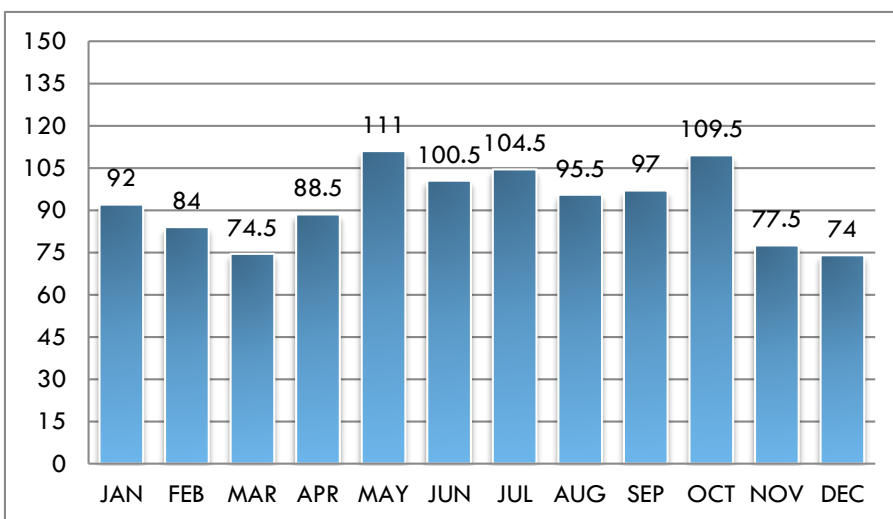
| MONTH | City Man Days (prior to arraignment) | State Prisoners | Total Days 2023 |
|---------------|--------------------------------------|-----------------|-----------------|
| January | 18 | 74 | 92 |
| February | 15 | 69 | 84 |
| March | 10.5 | 64 | 74.5 |
| April | 17 | 71.5 | 88.5 |
| May | 17 | 94 | 111 |
| June | 18 | 82.5 | 100.5 |
| July | 19 | 85.5 | 104.5 |
| August | 16 | 79.5 | 95.5 |
| September | 19.5 | 77.5 | 97 |
| October | 15 | 94.5 | 109.5 |
| November | 11.5 | 66 | 77.5 |
| December | 11.5 | 62.5 | 74 |
| TOTALS | 118 | 920.5 | 1108.5 |

2022*

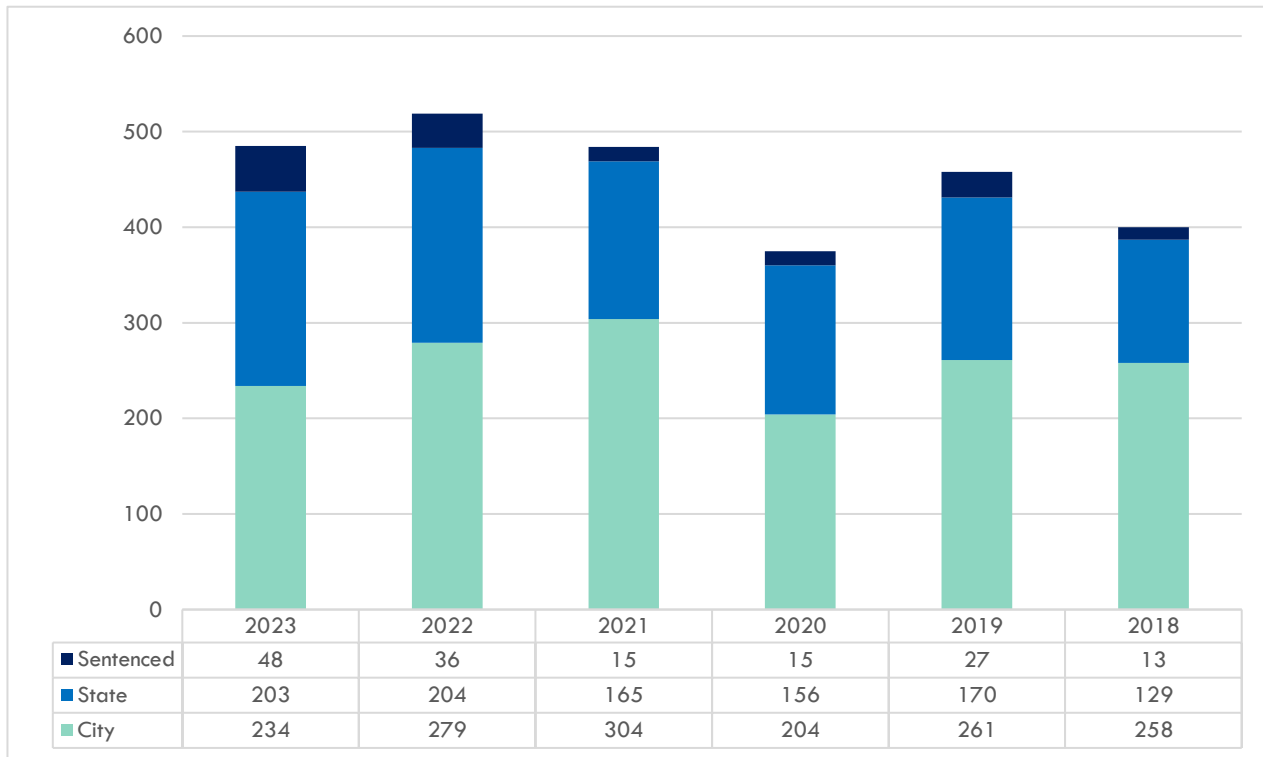
| MONTH | City Man Days (prior to arraignment) | State Prisoners | Total Days 2022 |
|---------------|--------------------------------------|-----------------|-----------------|
| January | 12 | 75 | 87 |
| February | 14.5 | 79 | 93.5 |
| March | 20.5 | 91.5 | 112 |
| April | 14 | 95 | 109 |
| May | 20 | 81 | 101 |
| June | 27 | 111.5 | 138.5 |
| July | 17 | 79.5 | 96.5 |
| August | 15.5 | 83 | 98.5 |
| September | 20.5 | 58 | 78.5 |
| October | 6 | 54.5 | 60.5 |
| November | 15 | 94 | 110 |
| December | 13.5 | 81.5 | 95 |
| TOTALS | 196.5 | 983.5 | 1180 |

*2022 numbers adjusted to reflect DOC man day accounting rules.

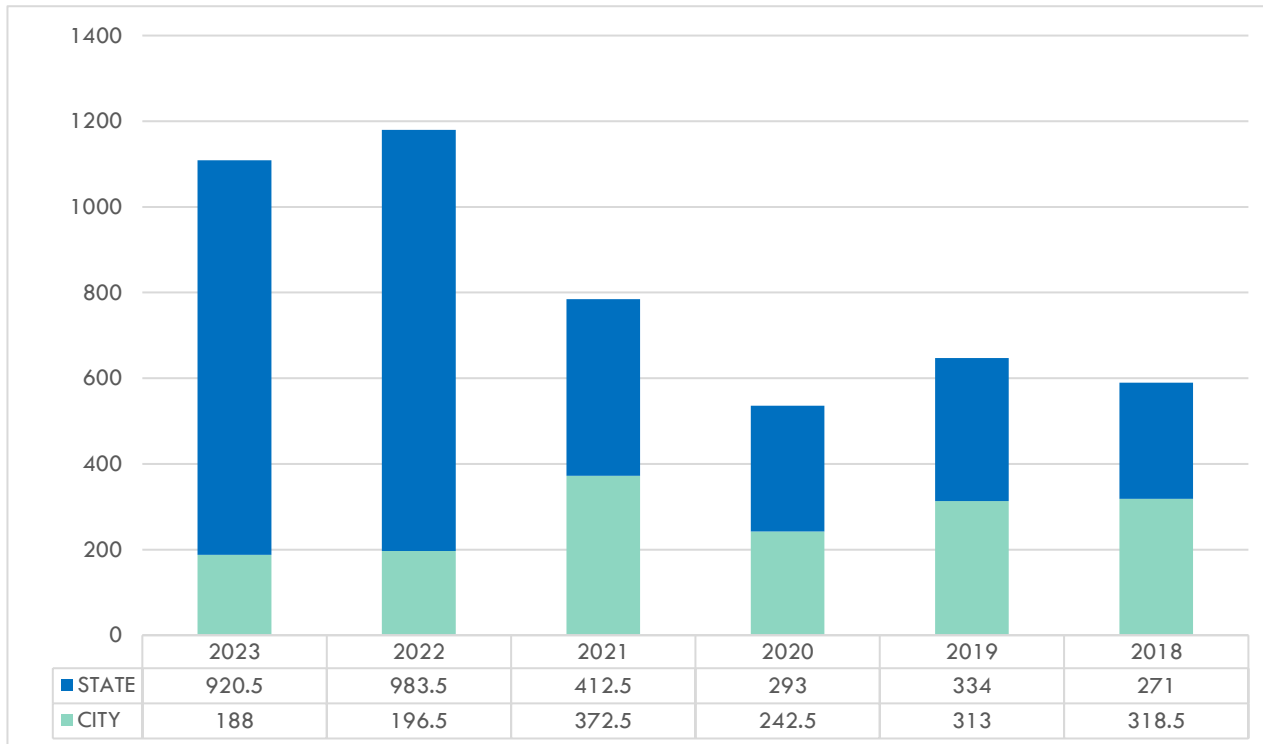
TOTAL DAYS SERVED BY MONTH 2023



TOTAL PRISONERS HOUSED BY YEAR 2023-2018



TOTAL DAYS SERVED BY YEAR 2023-2018



GLOSSARY

ARMS – Alaska Records Management System. April of 2020 Homer Police Department adopted the State of Alaska records management software. Any incident requiring officer response will have a correlating ARMS incident number.

Arrests - For each person arrested only the most serious crime is reported to the FBI by the UCR report, providing a body count.

Assault - An unlawful attack by one person upon another for the purpose of inflicting severe or aggravated bodily injury, or place the person in fear.

AST - Alaska State Troopers

Burglary - The unlawful entry of a structure including motorhomes, with the intent to commit a crime. The use of force to gain entry is not required to classify an offense as burglary.

CAD – Computer Aided Dispatch. In October 2022 Homer Police Department implemented CAD into our call center. Every call for service (CFS) that comes into the department either via telephone or counter traffic should have a CFS number associated with it.

Domestic Violence - Those crimes against the person consisting of harassment, criminal trespass and assault. The incident is considered domestic violence when the victim is a spouse or a former spouse; a parent, grandparent, child or grandchild; a member of the social unit comprised of those living together in the same dwelling; or a person who is not a spouse or former spouse but who previously lived in a spousal relationship or is in or has been in a dating courtship or engagement relations with the person committing the act. Domestic assault is designated in the Assault/Family categories.

DV Writ Service (Domestic Violence Writ) - A special type of restraining order issued by the court when convinced that the applicant has been, or will likely be, subject to domestic violence.

DWLR/S/C - Operating a motor vehicle while operator's license is suspended, revoked or cancelled: Violation or in some limited cases an A Misdemeanor offense.

Fugitive from Justice – An individual arrested on an arrest warrant from a state other than Alaska.

HPD - Homer Police Department

Incident - Initial request for service; service provided by HPD.

NIBRS (National Incident Based Reporting System) - Replaced UCR, effective Jan 1, 2021.

Property Crime - Offense involving property only. No assault to persons are involved. Categories involved: arson, burglary, embezzlement/theft, fraud, forgery, trespass, vandalism/criminal mischief, and vehicle theft.

PSAP – Public Safety Answering Point. 911 call center. City of Homer Dispatch is located inside Homer Police Department.

Robbery - The taking or attempting to take anything of value from the care, custody, or control of a person or persons by force or threat of force or violence and/or putting the victim in fear.

GLOSSARY (Cont.)

Service Request - All offenses or services stemming from the initial incident.

Sex Offense - Includes such offenses as: sexual abuse/assault of a minor, exploitation of a minor, incest, indecent exposure, enticement of a minor, and other offenses against minors.

Sexual Abuse - Any sexual contact of a child 15 years of age or younger by someone 4 or more years older than the victim OR any sexual contact of a child under the age of eighteen by someone occupying a position of authority over that child. (The “adult” or “juvenile” classifications denote the status of the person committing the crime.)

Sexual Assault - Any sexual contact with another person without consent of that person. (Note that this definition uses the term “person” and does not specify that it must be a female.) The “adult” or “juvenile” classifications denote the status of the person committing the crime.

Theft - The unlawful taking, carrying, leading, or riding away of property from the possession or constructive possession of another. Does not include embezzlement, “con” games, forgery, and worthless checks.

Theft I – Theft is committed and the value of the property or service is \$25,000 or more.

Theft II – Theft is committed and the value of the property or service is more than \$750, but less than \$25,000 – or the property is a firearm.

Theft III – Theft is committed and the value of the property or service is \$250 or more, but less than \$750.

Theft IV – Theft is committed and the value of the property or service is less than \$250.

Theft of Vehicle - The theft or attempted theft of a motor vehicle. This does not include taking of a motor vehicle for temporary use by those persons having lawful access.

TRO Violation - Violating the terms of a domestic violence writ.

UCR (Uniform Crime Reporting) - A nationwide voluntary program of reporting crimes; administered by the FBI. A standard used by all participating agencies, which measures crime statistics and trends.

Violent Crime - Offense involving assault to a person. Categories involved: assaults, resisting arrest, robbery, sex abuse/assault, stalking, kidnapping and murder.

Blank page.