


# HOMER POLICE DEPARTMENT



ANNUAL 2024  
STATISTICAL REPORT

# Homer Police Department

## **Purpose of the Report:**

- To report to the citizens of Homer the yearly activity of the police department.
- To reflect upon the current criminal activity and compare it to the past.
- To identify trends and changes in criminal activity. Many factors influence these numbers including population changes, economics, reporting procedures, allocation of department personnel, and law revisions. These factors should be kept in mind while reviewing this report.

*Permission is given to freely copy and use this information. Every effort is made to ensure these numbers are as accurate as possible. Any numbers found in error are corrected in the following report.*

## **Organization of the Report:**

This report contains statistics of offenses and incidents defined by the FBI in the Uniform of Crime Report (UCR) as well as the statistics of offenses and incidents defined by the State of Alaska and the Homer Police Department.

UCR is a national crime reporting system administrated by the FBI. This program provides a nationwide view of crime based on the monthly submission of statistics by law enforcement agencies. UCR facilitates the comparison of the crime trends between Homer and other cities in the nation.

## **Source of Data:**

The numbers were extracted from the 2024 Incident and Arrest Logs, monthly reports and past yearly reports kept by the Homer Police Department.

### **Homer Police Department Goals**

- Actively and aggressively investigate all criminal activity that occurs within the City of Homer.
- Work with the community to address citizen concerns and create a positive and safe environment for growth and public prosperity.
- Promote and maintain crime prevention activities with an emphasis on citizen involvement, public awareness and education.
- Maintain a highly trained, professional police force that is prepared to respond to all emergencies and provide a rapid and safe resolution to all calls for service.

### **Homer Police Department Mission Statement**

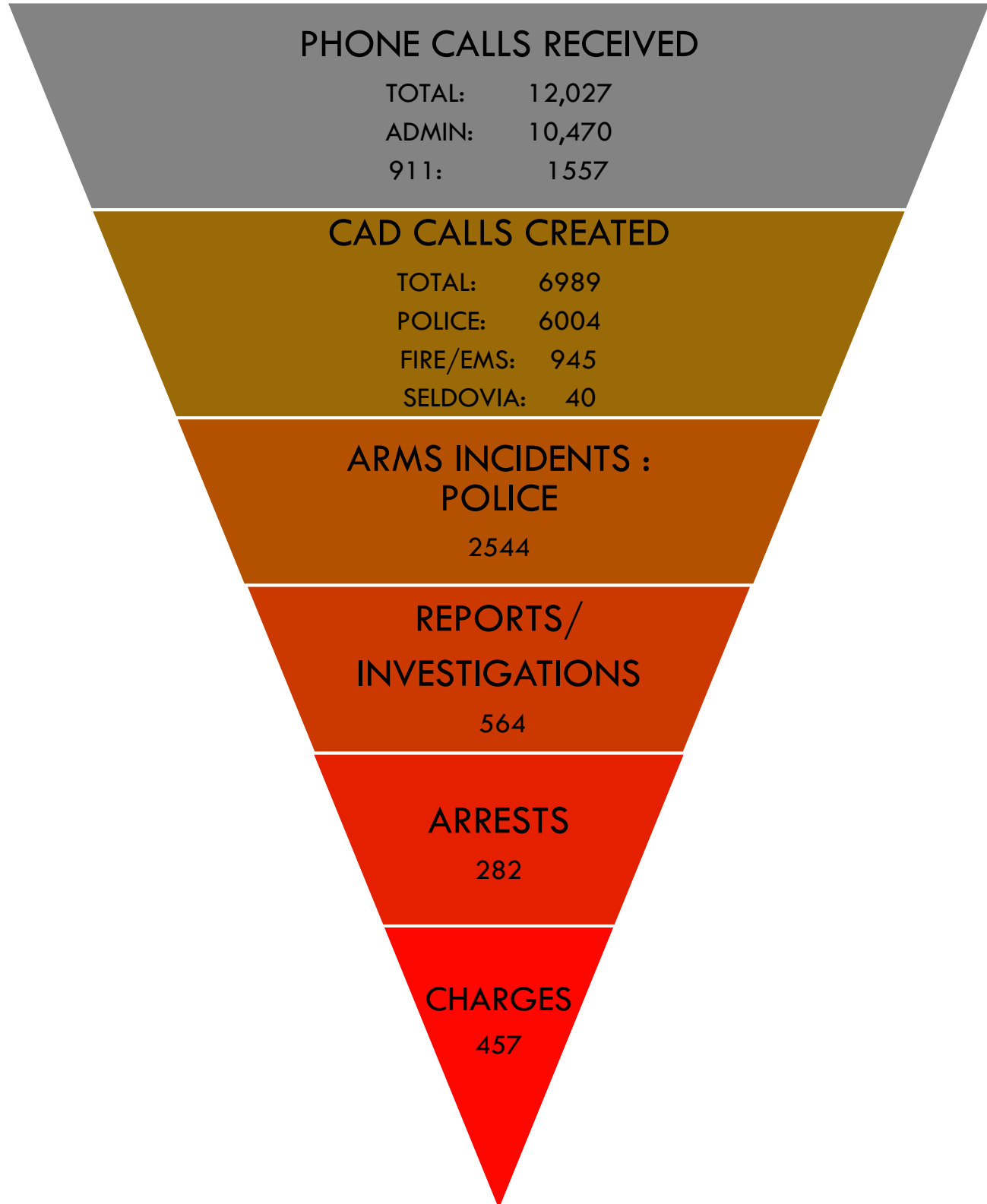
To protect the public from criminal wrong doing, keep the peace and maintain order, assist in the orderly flow of traffic, serve the public in times of emergency and enforce the law of the land.

*Copies of this document may be obtained from:*

Homer Police Department  
Mark H. Robl, Chief of Police  
625 Grubstake Avenue  
Homer, AK 99603  
Ph: (907) 235-3150  
Fax: (907) 235-3151  
Email: [police@ci.homer.ak.us](mailto:police@ci.homer.ak.us)

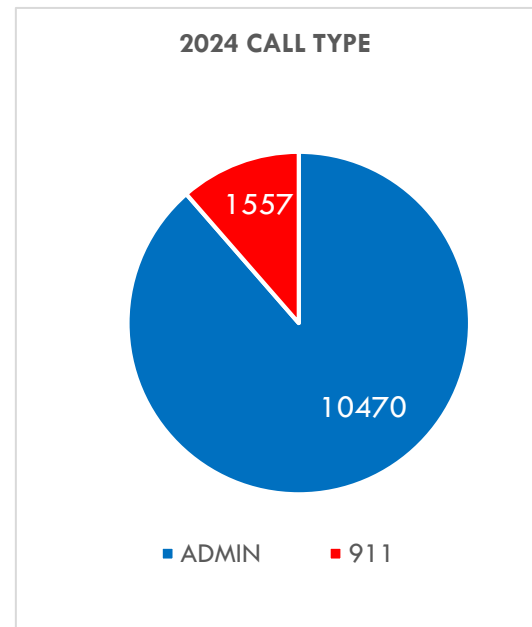
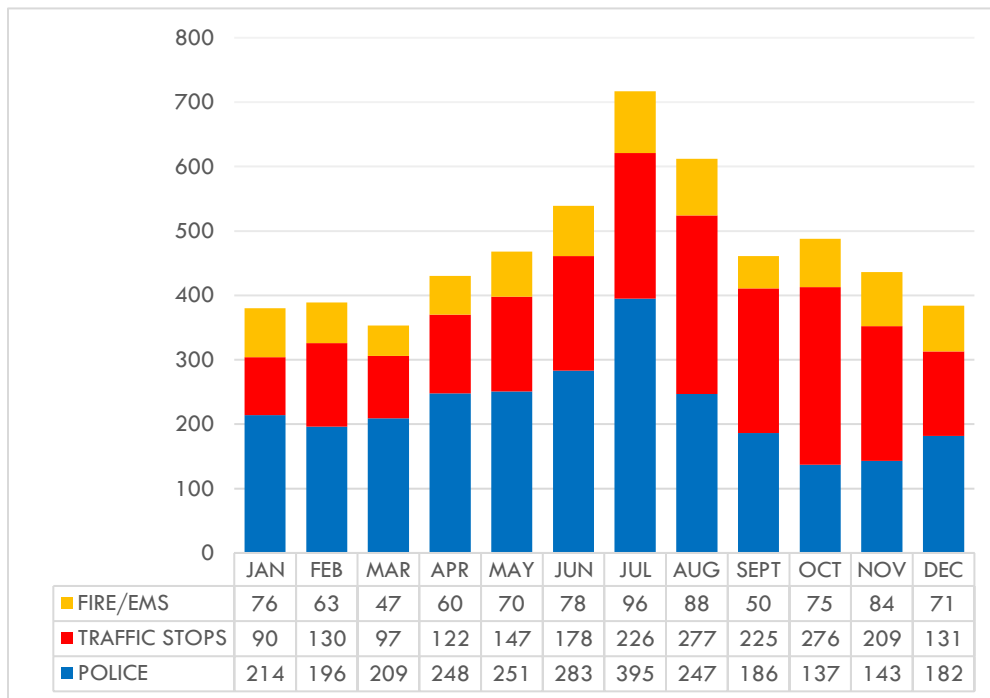
## TABLE OF CONTENTS

HOMER POLICE DEPARTMENT.....	4
DISPATCH SNAPSHOT: 2024 .....	4
HOMER PSAP CALL VOLUME.....	5
CAD TOTALS BY AGENCY 2024 .....	5
REPORTED CAD CALL BY TYPE 2024 .....	6
REPORTED ARMS INCIDENTS BY TYPE 2024.....	7
REPORTED ARMS INCIDENTS BY MONTH 2024-2020 .....	8
REPORTED ARMS INCIDENTS BY YEAR 2024-2020 .....	8
SUMMARY OF ARREST CHARGES .....	9
SUMMARY OF ARRESTS.....	10
MALE/FEMALE ARREST RATIO 2024-2020 .....	10
COMPARISON OF ADULT & JUVENILE ARREST CHARGES 2024.....	11
DISTRIBUTION OF CHARGES 2024.....	11
CHARGE DISTRIBUTION BY YEAR 2024-2020 .....	11
CRIMES REPORT: PROPERTY & VIOLENT 2024 .....	12
NUMBER OF REPORTED INCIDENTS: PROPERTY & VIOLENT CRIMES 2024-2020 .....	12
ANALYSIS OF INCIDENTS: MAJOR PROPERTY CRIMES 2024-2020.....	12
ANALYSIS OF INCIDENTS: MAJOR VIOLENT CRIMES 2024-2020.....	12
DISTRIBUTION OF MAJOR OFFENSE CHARGES 2024.....	13
CITATIONS 2024.....	14
MOTOR VEHICLE ACCIDENTS BY MONTH 2024 .....	14
HOMER COMMUNITY JAIL.....	15
NUMBER OF PRISONERS HOUSED 2024-2023 .....	15
NUMBER OF PRISONERS HOUSED BY MONTH 2024.....	15
NUMBER OF DAYS SERVED 2024-2023 .....	16
TOTAL DAYS SERVED BY MONTH 2024 .....	16
TOTAL PRISONERS HOUSED BY YEAR 2024-2020 .....	17
TOTAL DAYS SERVED BY YEAR 2024-2020.....	17
GLOSSARY .....	18

**HOMER POLICE DEPARTMENT****DISPATCH SNAPSHOT: 2024**

**HOMER PSAP CALL VOLUME**

MONTH	2024 CALLS	2023 CALLS	2022 CALLS
January	968	1440	1287
February	936	904	1131
March	887	1087	1310
April	1023	1162	1434
May	1091	1328	1585
June	1244	1295	1773
July	1179	1565	1469
August	1115	1371	1591
September	1027	1131	1420
October	766	1183	1264
November	909	1106	1070
December	882	911	1243
<b>TOTAL</b>	<b>12,027</b>	<b>14,483</b>	<b>16,577</b>
<b>% CHANGE</b>	<b>-17%</b>	<b>-12.6%</b>	<b>-</b>

**CAD TOTALS BY AGENCY 2024****CAD TOTALS 2024  
POLICE**

January	380
February	360
March	406
April	443
May	486
June	590
July	621
August	644
September	566
October	566
November	479
December	463
<b>TOTAL</b>	<b>6004</b>

**REPORTED CAD CALL BY TYPE 2024**

<b>CAD CALL TYPE</b>	<b>2024</b>	<b>CAD CALL TYPE</b>	<b>2024</b>
911 Hang Up	365	Litter / Illegal Dumping	10
Abandoned Vehicle	52	Lost / Found Property	23
Aircraft Accident	0	Missing Person	15
Alarm (Police/Burglary)	113	Municipal/City Violation	20
Animal Call	108	Noise Complaint	58
Assault	43	Off Road Vehicle Complaint	6
Assault-Sexual	10	Patrol Request	93
Agency Assist	80	Prisoner Transport	7
Assist Medical	51	Probation Violation	4
Assist Motorist /Disabled Vehicle	32	Public Appearance	3
Assist Public	141	Recovered Stolen Property	0
Burglary	9	Recovered Stolen Vehicle	0
Civil Issue /citizen assist /dispute	41	REDDI Report	263
Collision (traffic accident)	190	Robbery	0
Damage/Criminal Mischief	36	Search Warrant Service	5
Death Investigation	19	Security Check (SC)	30
Disturbance /DC	266	Serve Court Documents	18
Dispatch Task	4	Sex Offense / Fail to Register	13
Drug Investigation	23	Sex Offender Registration	5
Protective Order Violation	7	Search and Rescue	1
Report of Harm	5	Stalking	7
Emergency Message/NOK	2	Suspicious Circumstances/Vehicle	63
Fire	6	Suicidal Subject	8
Fireworks	1	Theft – Non Vehicle	104
Foot Patrol	26	Theft – Vehicle	6
Forgery / Fraud	52	Terroristic Threatening	30
Follow Up	180	Traffic	130
Harassment	60	Traffic Stops	2091
Hit and Run	22	Trespass	111
Human Trafficking	0	TRO Violation	5
Info Only	216	VID	37
Intoxicated Person	11	Violate Conditions of Release	17
Juvenile Problem/Runaway	11	Warrant Arrest/Fug from Justice	65
Liquor Laws/Alcohol/Bar Check	11	Welfare Check/Report of Harm	176
		Other / Miscellaneous dispatch tasks	387

**TOTAL POLICE CAD CFS 2024 6004**

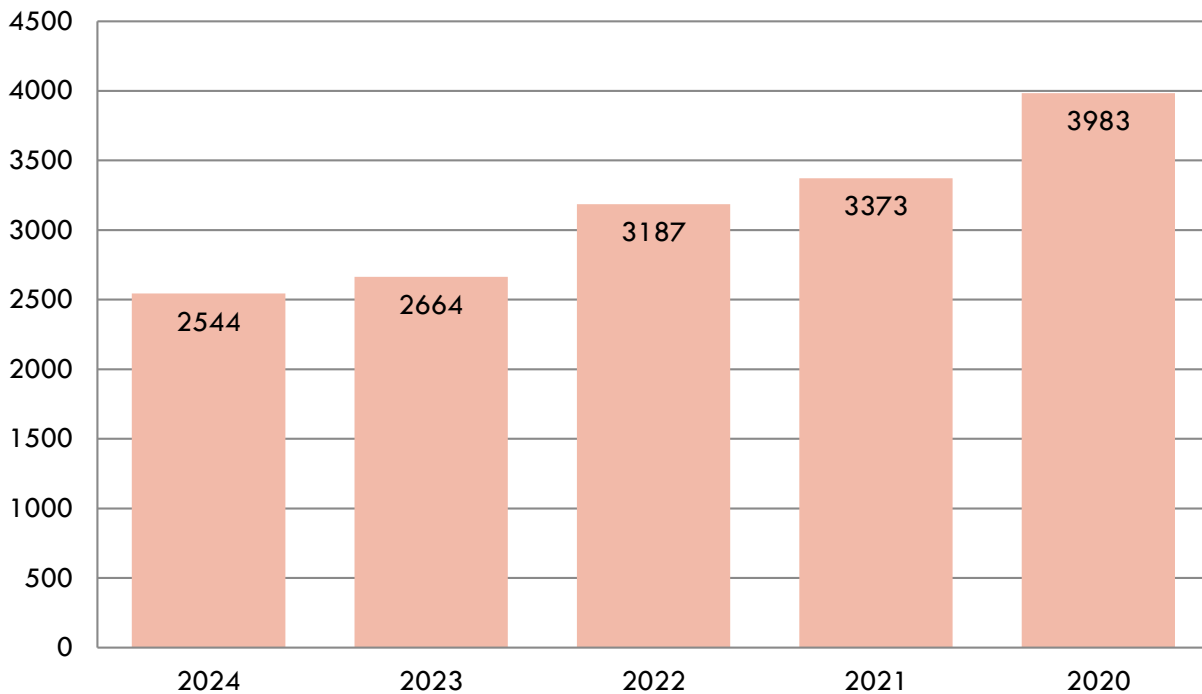
**REPORTED ARMS INCIDENTS BY TYPE 2024**

<b>CALL CODE</b>	<b>2024</b>	<b>CALL CODE</b>	<b>2024</b>
	4	Human Trafficking	0
Abandoned Vehicle	31	Kidnap	0
Accident – non Vehicle	0	Liquor Laws	0
Aircraft	0	Litter / Illegal Dumping	9
Alarm	87	Lost / Found Property	23
Animal Call	56	Miscellaneous	5
Arson	1	Missing Person	11
Assault	50	Murder	1
Agency Assist	158	Off Highway Vehicle Complaint	5
Assist Medical	90	Patrol Request	62
Assist Motorist	19	Public Appearance	9
Assist Public	88	Public Order	1
Burglary	8	Recovered Stolen Property	0
Child Support	0	Recovered Stolen Vehicle	0
Citizen Feedback	0	REDDI Report	172
Civil Issue	164	Remains Unknown	0
Collision	154	Robbery	0
Commercial Vehicle Offense	0	Security Check	9
Computer Crime	0	Serve Court Documents	46
Custodial Interference	1	Sex Offense	19
Damage Property	59	Stalking	4
Deceased person	21	Sex Offender Registration	1
Disturbance	252	Suspicious Circumstances	103
Drugs	29	Terroristic Threatening	11
Driving Under the Influence	56	Theft – Non Vehicle	79
Endangerment - Adult	0	Theft – Vehicle	6
Endangerment - Child	3	Traffic	77
Escape/Evade	2	Transport	1
Extort / Blackmail	1	Trespass	122
Fire	1	Violate Conditions of Release	38
Forgery / Fraud	41	Warrant Arrest	29
Fugitive from Justice	0	Weapons Offense	3
Gaming Laws	0	Welfare Check	262
Harassment	59	Search and Rescue	1
HAZMAT	0	Wildlife Call	0
<b>TOTAL ARMS INCIDENTS 2024</b>			<b>2544</b>



**REPORTED ARMS INCIDENTS BY MONTH 2024-2020**

<b>MONTH</b>	<b>2024 INCIDENTS</b>	<b>2023 INCIDENTS</b>	<b>2022 INCIDENTS</b>	<b>2021 INCIDENTS</b>	<b>2020 INCIDENTS</b>
<b>January</b>	214	265	245	215	425
<b>February</b>	195	217	240	198	433
<b>March</b>	209	234	251	212	341
<b>April</b>	247	181	238	246	308
<b>May</b>	251	219	316	319	361
<b>June</b>	281	203	344	343	335
<b>July</b>	245	255	335	413	370
<b>August</b>	247	272	290	346	391
<b>September</b>	186	234	271	318	317
<b>October</b>	138	198	238	289	244
<b>November</b>	145	200	189	235	236
<b>December</b>	182	186	230	239	222
<b>TOTAL</b>	<b>2544</b>	<b>2664</b>	<b>3187</b>	<b>3373</b>	<b>3983</b>
<b>% CHANGE</b>	<b>-4%</b>	<b>-16.4%</b>	<b>-5.8%</b>	<b>-15.3%</b>	<b>-44.2%</b>

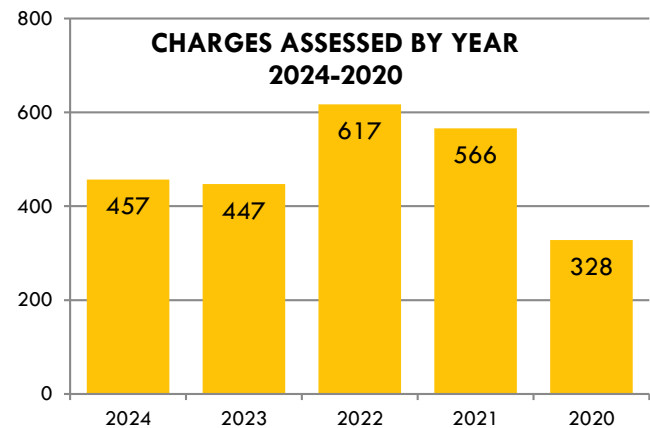
**REPORTED ARMS INCIDENTS BY YEAR 2024-2020**

**SUMMARY OF ARREST CHARGES\***

Group A CHARGES	2024	2023	2024 Adult Juv	
Animal Cruelty	0	0	0	
Arson	6	0	1	5
Assault: Simple	36	27	35	1
Assault: Aggravated	17	18	17	
Assault: Intimidation	0	0	0	
Burglary	6	2	6	
Counterfeiting/Forgery	2	0	2	
Destruction/Damage/Vandalism	27	18	26	1
Drugs: MICS I	0	0	0	
Drugs: MICS II	1	9	1	
Drugs MICS III	3	11	3	
Drugs MICS IV-MICS VI	7	43	7	
Embezzlement	0	0	0	
Fraud	0	0	0	
Gambling	0	0	0	
Homicide/Murder	1	1	1	
Human trafficking	0	0	0	
Kidnap	0	0	0	
Larceny: Theft I	0	0	0	
Larceny: Theft II	5	2	5	
Larceny: Theft III	1	3	1	
Larceny: Theft IV	19	16	18	1
Larceny: Vehicle Theft	4	1	4	
Prostitution	0	0	0	
Pornography/Obscene Material	4	3	0	4
Robbery	1	2	1	
Sex Offenses	17	8	17	
Weapons Offense	15	46	15	
<b>Group B CHARGES</b>				
Disorderly Conduct	16	17	16	
Driving While Intoxicated	58	81	58	
Refuse Chemical Test( Misd or Felony)	18	14	18	
Liquor Law Violations	0	6	0	
Trespass	24	13	24	
Reckless Endangerment	12	7	12	
Resisting Arrest	4	4	4	
TRO Violation	4	1	4	
Unlawful Contact 1 <sup>st</sup> /2 <sup>nd</sup> Degree (DV)	7	0	7	
Vehicle Tampering	1	0	1	
Violation of Conditions of Release	76	57	76	
<i>Warrant Arrest (FTA) **</i>	<i>44</i>	<i>55</i>	<i>44</i>	
<i>Fugitive from Justice **</i>	<i>1</i>	<i>1</i>	<i>1</i>	
Probation Violation	0	0	0	
Protective Custody	0	0	0	
Harassment	8	6	8	1
Obstruct Justice	14	4	14	
Traffic Offenses/Other	40	27	40	
<b>TOTAL CHARGES</b>	<b>457</b>	<b>447</b>	<b>444</b>	<b>13</b>

\*Numbers representative of charges and not individual people

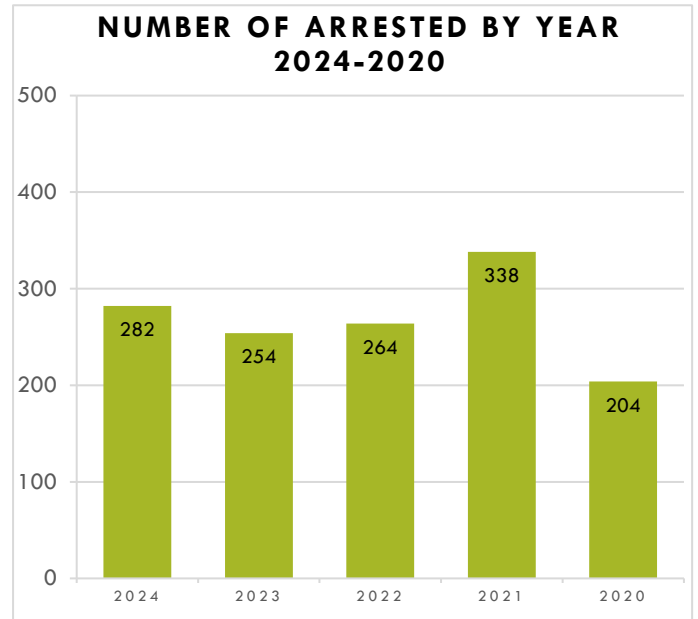
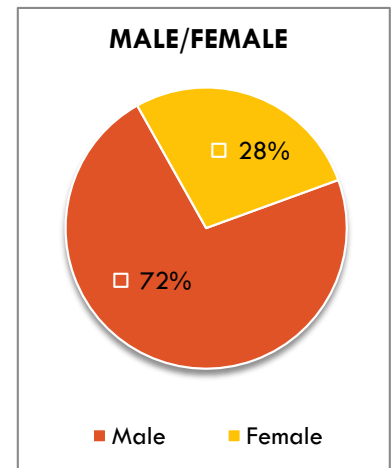
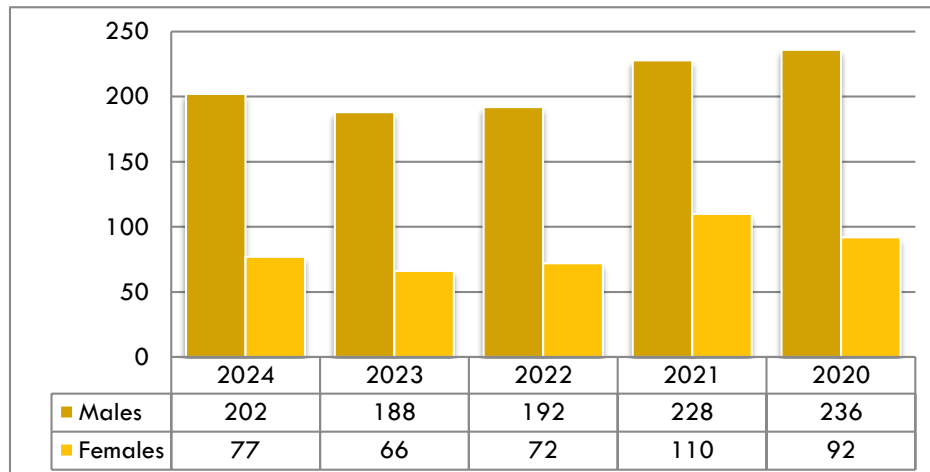
<b>CHARGES ASSESSED BY MONTH 2024-2020</b>					
MONTH	2024	2023	2022	2021	2020
January	25	27	68	45	40
February	35	28	70	41	11
March	24	24	82	9	30
April	26	31	63	56	7
May	48	24	47	69	29
June	63	54	56	46	46
July	48	82	41	44	22
August	64	26	36	39	33
September	37	54	66	106	30
October	31	40	8	32	36
November	34	27	43	45	36
December	22	30	37	34	8
<b>TOTAL</b>	<b>457</b>	<b>447</b>	<b>617</b>	<b>566</b>	<b>328</b>
<b>% CHANGE</b>	<b>-2%</b>	<b>-27.5%</b>	<b>+8.2%</b>	<b>+72.5</b>	<b>-37.2%</b>



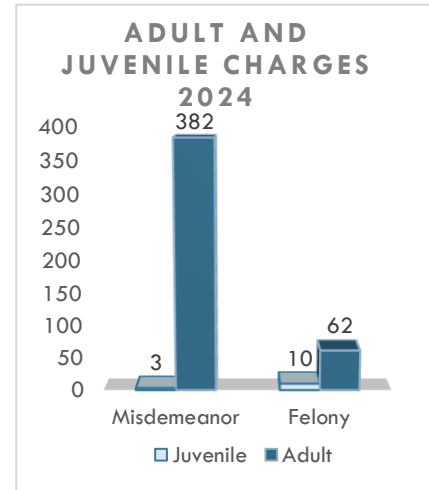
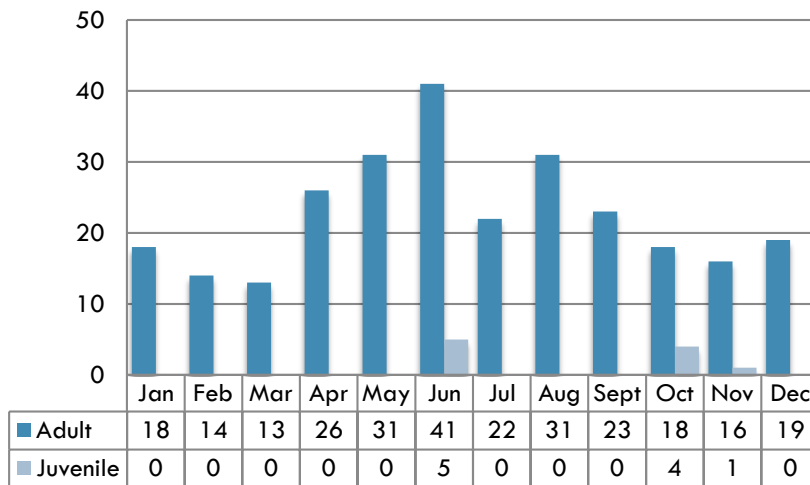
\*\*Warrant Arrest and Fugitive from Justice totals not counted in total charges numbers as they are not new charges.

**SUMMARY OF ARRESTS**

<b>NUMBER OF PERSONS ARRESTED BY MONTH 2024-2020</b>					
	<b>2024</b>	<b>2023</b>	<b>2022</b>	<b>2021</b>	<b>2020</b>
January	18	22	21	25	24
February	14	20	20	21	9
March	13	18	28	10	20
April	26	19	22	25	5
May	31	18	21	43	17
June	46	28	30	36	23
July	22	30	25	34	17
August	31	19	21	30	23
September	23	27	31	37	23
October	22	22	7	25	19
November	17	15	19	27	18
December	19	16	19	25	6
<b>TOTAL</b>	<b>282</b>	<b>254</b>	<b>264</b>	<b>338</b>	<b>204</b>
<b>% CHANGE</b>	<b>+9.9%</b>	<b>-3%</b>	<b>-28%</b>	<b>+50.8%</b>	<b>-37.8%</b>

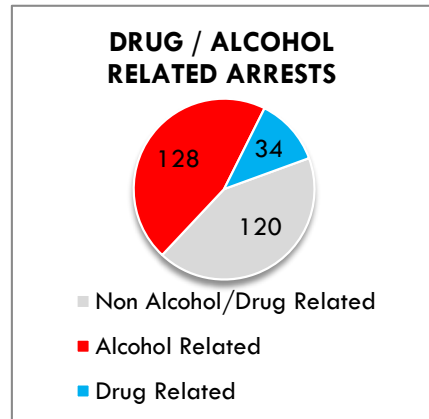
**MALE/FEMALE ARREST RATIO 2024-2020**

## COMPARISON OF ADULT &amp; JUVENILE ARREST CHARGES 2024

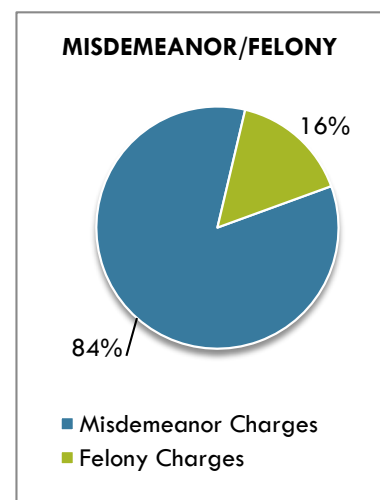
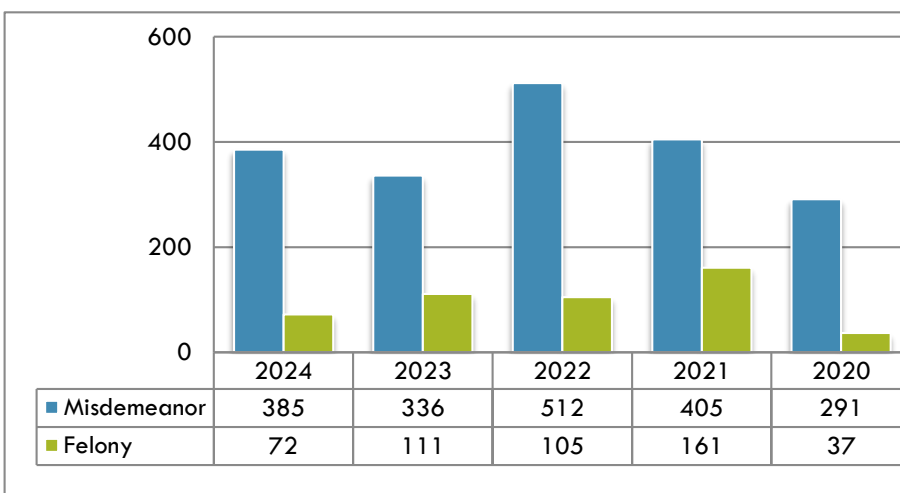


## DISTRIBUTION OF CHARGES 2024

YEARLY TOTALS	ADULTS	JUVENILES	TOTALS	DRUG RELATED	ALCOHOL RELATED
ARRESTS	272	10	282	34	128
CHARGES	444	13	457		
FELONIES	62	10	72		
MISDEMEANORS	382	3	385		
warrants	44	0	44		

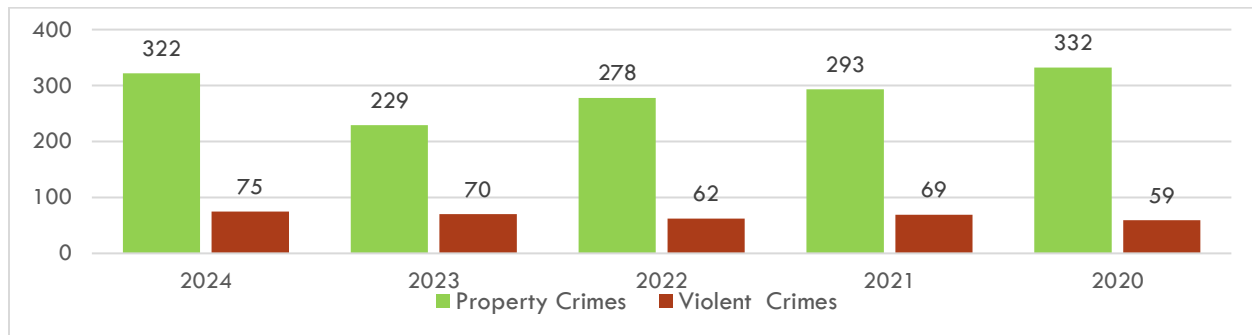
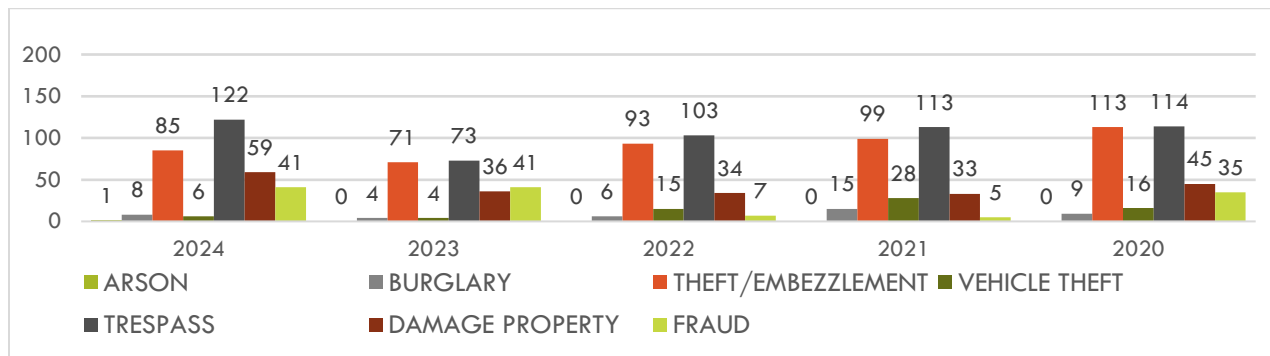
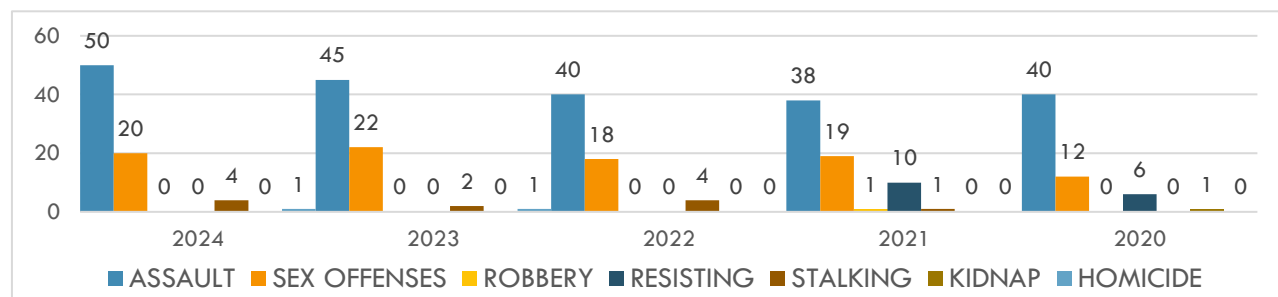


## CHARGE DISTRIBUTION BY YEAR 2024-2020



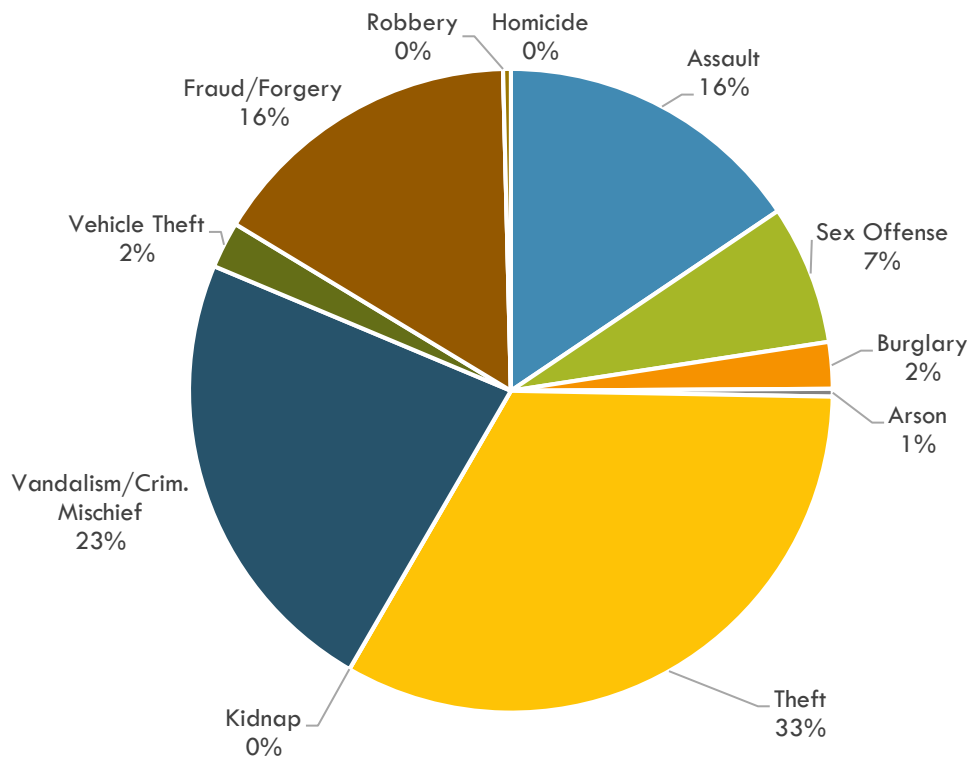
**CRIMES REPORT: PROPERTY & VIOLENT 2024**

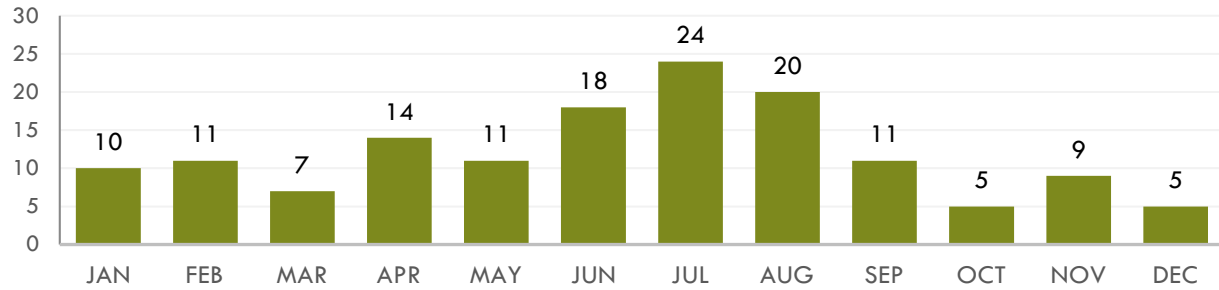
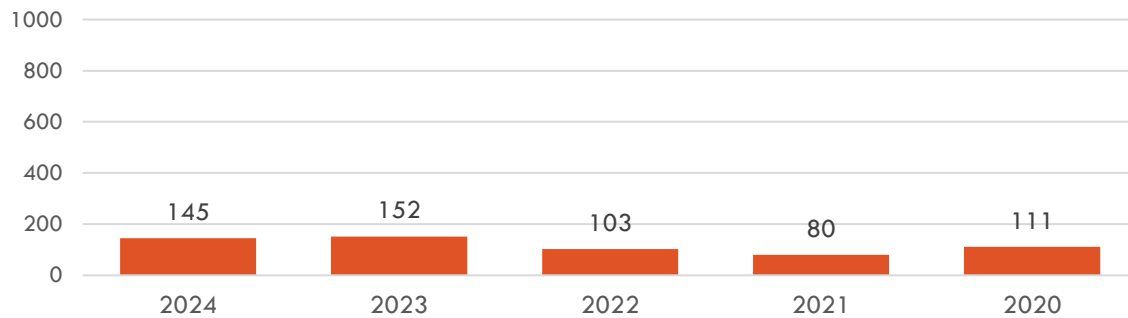
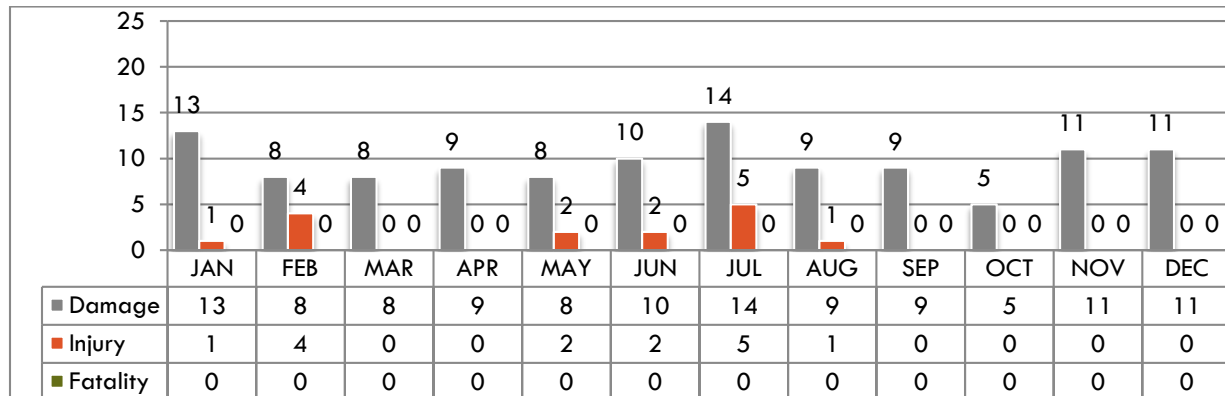
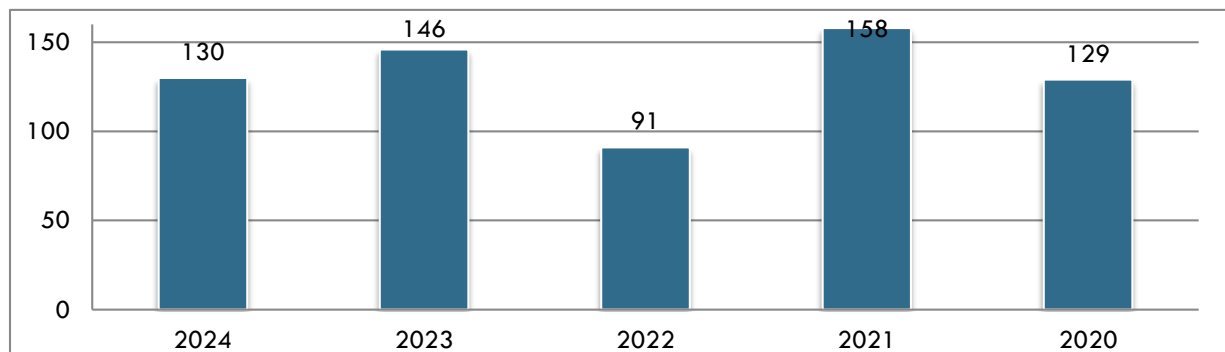
PROPERTY CRIMES 2024	Reported Incidents	Charges presented	VIOLENT CRIMES 2024	Reported Incidents	Charges presented
ARSON	1	4	ASSAULT	50	53
BURGLARY	8	6	RESISTING ARREST	0	4
THEFT / EMBEZZLEMENT	85	29	ROBBERY	0	1
FRAUD / FORGERY	41	0	SEX ABUSE/ASSAULT	20	17
TRESPASS	122	24	STALKING	4	1
DAMAGE PROPERTY	59	27	KIDNAP	0	0
VEHICLE THEFT	6	4	HOMICIDE	1	1
<b>TOTALS</b>	<b>322</b>	<b>94</b>	<b>TOTALS</b>	<b>75</b>	<b>77</b>

**NUMBER OF REPORTED INCIDENTS: PROPERTY & VIOLENT CRIMES 2024-2015****ANALYSIS OF INCIDENTS: MAJOR PROPERTY CRIMES 2024-2020****ANALYSIS OF INCIDENTS: MAJOR VIOLENT CRIMES 2024-2020**

**DISTRIBUTION OF MAJOR OFFENSE CHARGES 2024**

<u>TYPE</u>	<u>NUMBER OF INCIDENTS</u>
Arson	= 4
Assault	= 50
Burglary	= 8
Fraud/Forgery	= 41
Kidnap	= 0
Homicide	= 1
Robbery	= 0
Sex Offenses	= 20
Theft/Embezzlement	= 85
Vandalism/Criminal Mischief	= 59
Vehicle Theft	= 6



**CITATIONS 2024****TRAFFIC CITATIONS ISSUED 2024-2020****MOTOR VEHICLE ACCIDENTS BY MONTH 2024****MOTOR VEHICLE ACCIDENTS BY YEAR 2024-2020**

## HOMER COMMUNITY JAIL

### NUMBER OF PRISONERS HOUSED 2024-2023

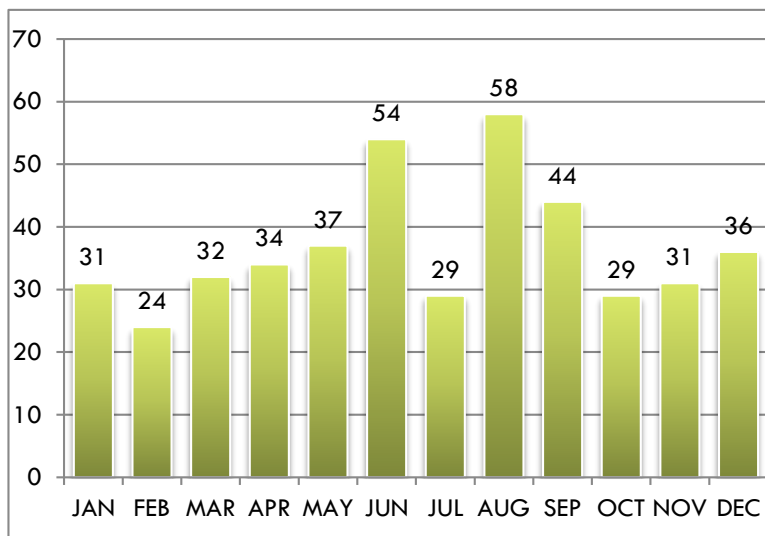
#### 2024

MONTH	City Prisoners	State Prisoners	Sentenced Prisoners	Total Prisoners 2024
January	14	13	4	31
February	11	9	4	24
March	8	17	7	32
April	19	8	7	34
May	22	8	7	37
June	38	10	6	54
July	18	8	3	29
August	29	20	9	58
September	21	12	11	44
October	14	9	6	29
November	12	11	8	31
December	15	18	3	36
<b>TOTALS</b>	<b>221</b>	<b>143</b>	<b>75</b>	<b>439</b>

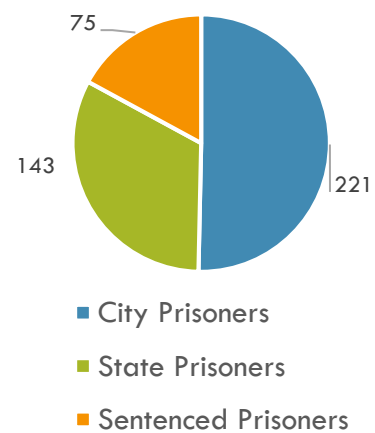
#### 2023

City Prisoners	State Prisoners	Sentenced Prisoners	Total Prisoners 2023
21	23	2	46
19	15	2	36
14	15	3	32
19	15	1	35
20	20	3	43
29	10	4	43
26	17	2	45
19	13	9	41
20	19	4	43
18	27	7	52
15	12	8	35
14	17	3	34
<b>234</b>	<b>203</b>	<b>48</b>	<b>485</b>

### NUMBER OF PRISONERS HOUSED BY MONTH 2024



### TOTAL PRISONERS BY TYPE



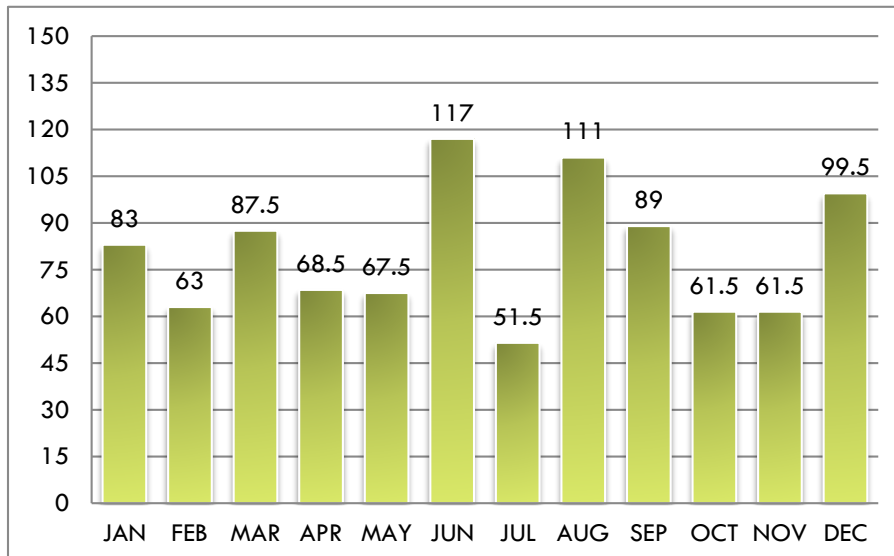
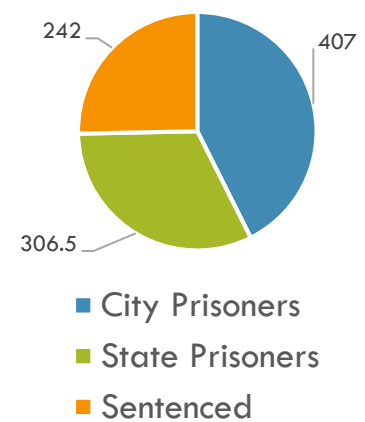


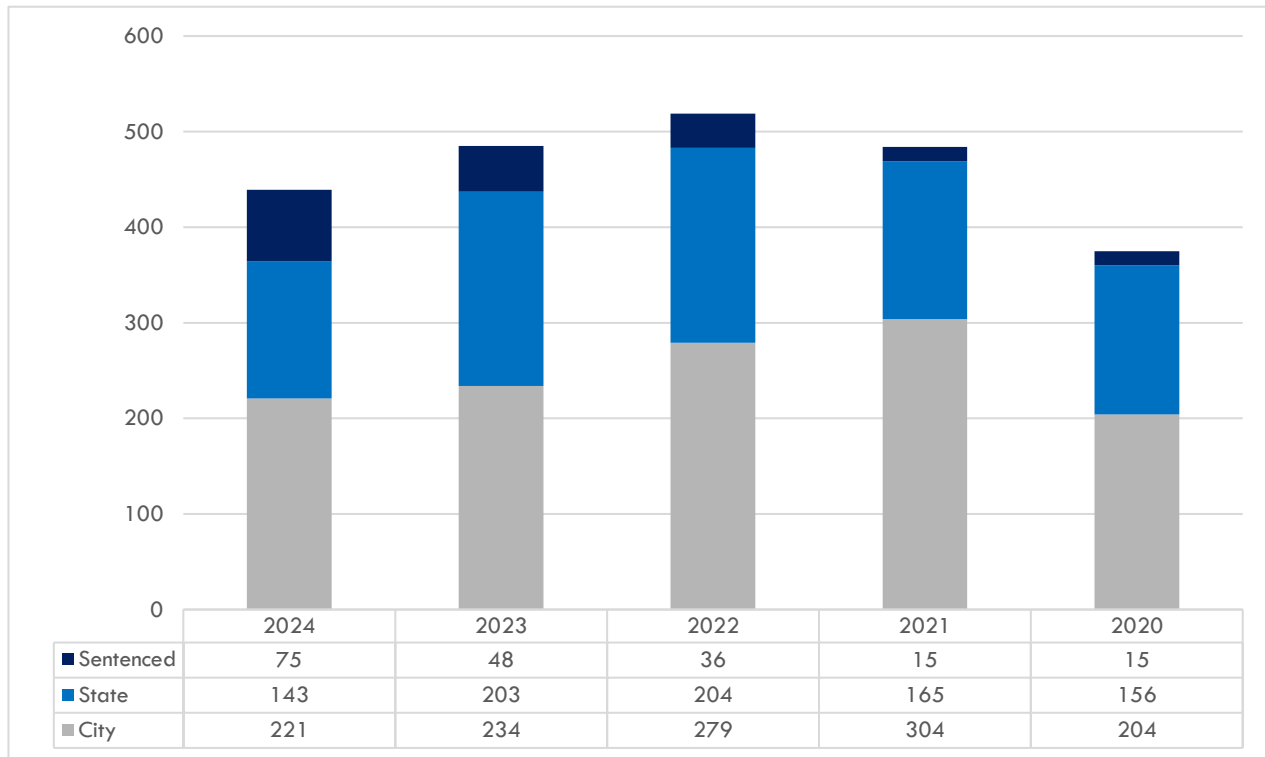
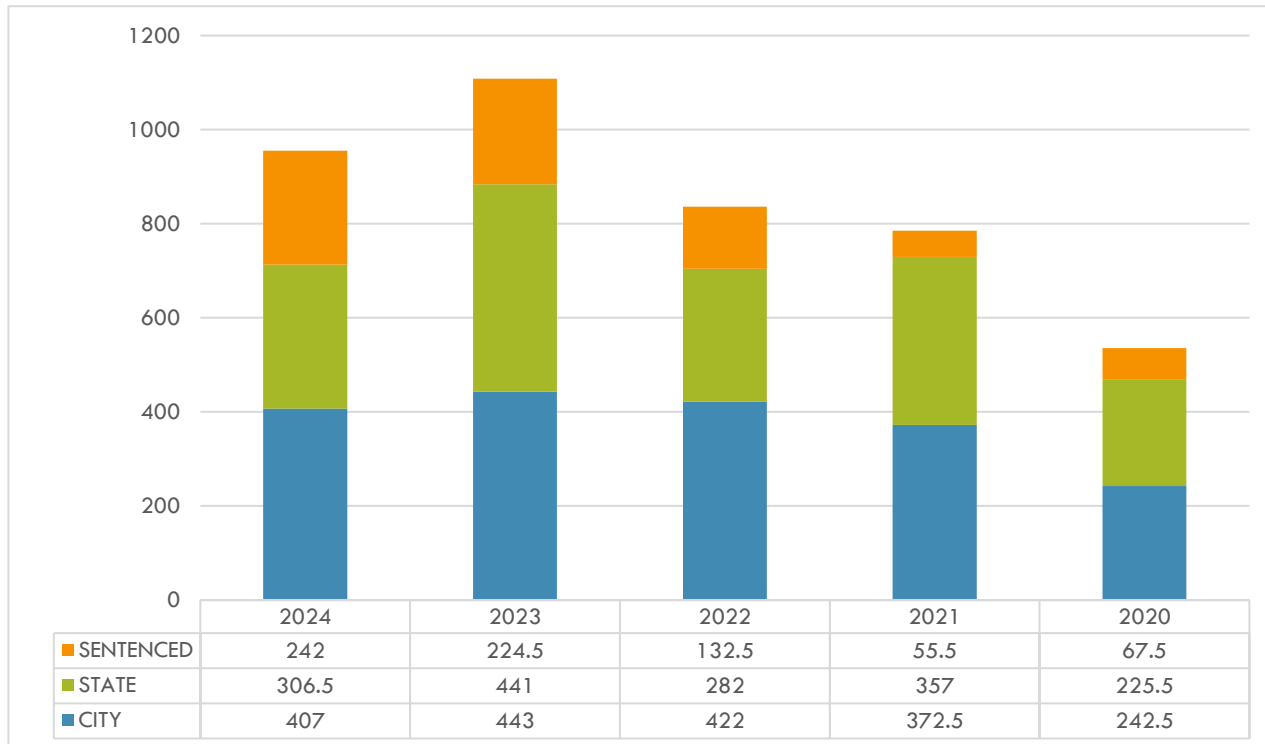
**NUMBER OF DAYS SERVED 2024-2023****2024**

MONTH	City Prisoners	State Prisoners	Sentenced Prisoners	Protective Custody	Total Days 2024
January	31.5	27	24.5		83
February	23.5	23.5	16		63
March	23.5	37	27		87.5
April	32	30.5	3	3	68.5
May	27.5	14	26		67.5
June	71	21	25		117
July	32.5	13	6		51.5
August	45	35	30	1	111
September	28.5	16.5	44		89
October	29	17.5	15		61.5
November	17.5	27	16	1	61.5
December	45.5	44.5	9.5		99.5
<b>TOTALS</b>	<b>407</b>	<b>306.5</b>	<b>242</b>	<b>5</b>	<b>960.5</b>

**2023**

City Prisoners	State Prisoners	Sentenced Prisoners	Total Days 2023
29.5	55.5	7	92
37.5	36.5	10	84
33.5	30.5	10.5	74.5
41.5	45	2	88.5
45	48	18	111
57.5	27	16	100.5
48.5	39	17	104.5
34.5	19.5	41.5	95.5
37	38	22	97
27.5	42	40	109.5
23	23	31.5	77.5
28	37	9	74
<b>443</b>	<b>441</b>	<b>224.5</b>	<b>1108.5</b>

**TOTAL DAYS SERVED BY MONTH 2024****TOTAL DAYS SERVED BY TYPE**

**TOTAL PRISONERS HOUSED BY YEAR 2024-2020****TOTAL DAYS SERVED BY YEAR 2024-2020**

## GLOSSARY

**ARMS** – Alaska Records Management System. April of 2020 Homer Police Department adopted the State of Alaska records management software. Any incident requiring officer response will have a correlating ARMS incident number.

**Arrests** - For each person arrested only the most serious crime is reported to the FBI by the UCR report, providing a body count.

**Assault** - An unlawful attack by one person upon another for the purpose of inflicting severe or aggravated bodily injury, or place the person in fear.

**AST** - Alaska State Troopers

**Burglary** - The unlawful entry of a structure including motorhomes, with the intent to commit a crime. The use of force to gain entry is not required to classify an offense as burglary.

**CAD** – Computer Aided Dispatch. In October 2022 Homer Police Department implemented CAD into our call center. Every call for service (CFS) that comes into the department either via telephone or counter traffic should have a CFS number associated with it.

**Domestic Violence** - Those crimes against the person consisting of harassment, criminal trespass and assault. The incident is considered domestic violence when the victim is a spouse or a former spouse; a parent, grandparent, child or grandchild; a member of the social unit comprised of those living together in the same dwelling; or a person who is not a spouse or former spouse but who previously lived in a spousal relationship or is in or has been in a dating courtship or engagement relations with the person committing the act. Domestic assault is designated in the Assault/Family categories.

**DV Writ Service (Domestic Violence Writ)** - A special type of restraining order issued by the court when convinced that the applicant has been, or will likely be, subject to domestic violence.

**DWLR/S/C** - Operating a motor vehicle while operator's license is suspended, revoked or cancelled: Violation or in some limited cases an A Misdemeanor offense.

**Fugitive from Justice** – An individual arrested on an arrest warrant from a state other than Alaska.

**HPD** - Homer Police Department

**Incident** - Initial request for service; service provided by HPD.

**NIBRS (National Incident Based Reporting System)** - Replaced UCR, effective Jan 1, 2021.

**Property Crime** - Offense involving property only. No assault to persons are involved. Categories involved: arson, burglary, embezzlement/theft, fraud, forgery, trespass, vandalism/criminal mischief, and vehicle theft.

**PSAP** – Public Safety Answering Point. 911 call center. City of Homer Dispatch is located inside Homer Police Department.

**Robbery** - The taking or attempting to take anything of value from the care, custody, or control of a person or persons by force or threat of force or violence and/or putting the victim in fear.

---

**GLOSSARY (Cont.)**

**Service Request** - All offenses or services stemming from the initial incident.

**Sex Offense** - Includes such offenses as: sexual abuse/assault of a minor, exploitation of a minor, incest, indecent exposure, enticement of a minor, and other offenses against minors.

**Sexual Abuse** - Any sexual contact of a child 15 years of age or younger by someone 4 or more years older than the victim OR any sexual contact of a child under the age of eighteen by someone occupying a position of authority over that child. (The “adult” or “juvenile” classifications denote the status of the person committing the crime.)

**Sexual Assault** - Any sexual contact with another person without consent of that person. (Note that this definition uses the term “person” and does not specify that it must be a female.) The “adult” or “juvenile” classifications denote the status of the person committing the crime.

**Theft** - The unlawful taking, carrying, leading, or riding away of property from the possession or constructive possession of another. Does not include embezzlement, “con” games, forgery, and worthless checks.

**Theft I** – Theft is committed and the value of the property or service is \$25,000 or more.

**Theft II** – Theft is committed and the value of the property or service is more than \$750, but less than \$25,000 – or the property is a firearm.

**Theft III** – Theft is committed and the value of the property or service is \$250 or more, but less than \$750.

**Theft IV** – Theft is committed and the value of the property or service is less than \$250.

**Theft of Vehicle** - The theft or attempted theft of a motor vehicle. This does not include taking of a motor vehicle for temporary use by those persons having lawful access.

**TRO Violation** - Violating the terms of a domestic violence writ.

**UCR (Uniform Crime Reporting)** - A nationwide voluntary program of reporting crimes; administered by the FBI. A standard used by all participating agencies, which measures crime statistics and trends.

**Violent Crime** - Offense involving assault to a person. Categories involved: assaults, resisting arrest, robbery, sex abuse/assault, stalking, kidnapping and murder.

Blank page.